

69th Annual

IAEA Professional Development Conference

November 30 - December 2, 2017

What's Inside

President's Message **2**

Steps to a Successful Conference **3**

2016-2017 Conference at a Glance **4-5**

Hotel Information **5**

Member Show 2017 **6**

Make the Most of Your **Conference Experience** **6**

Call for **Volunteers** **7**

Conference **Committees** **7**

Early-Bird Conference Registration **8**

Friday Presentation Listings **9-16**


Keynote Speakers **17**

Saturday Presentation Listings **18-25**

IAEA Board of Directors **26**



IAEA
President,
Theresa
McGee



President's Message

■ Get ready for the best conference for Illinois art educators yet! IAEA is thrilled to host our fall conference at a new venue, the Q Center in St. Charles. We listened to your feedback and chose a venue featuring state-of-the-art facilities and personalized dining choices. An incredible lineup of presenters will be sharing innovative content from their classrooms relevant to a variety of teaching experiences and grade levels. Whether you are interested in gathering new lesson plans, managing assessment, or trying innovative technology approaches, you will leave re-energized with terrific ideas making you a better and more effective educator. New this year, is the Friday evening Gala, featuring a silent auction, Artisan Gallery, art-making opportunities, and award-winner presentations, creating the perfect environment to share ideas with colleagues in a fun setting. Join us November 30th - December 2nd and learn from and connect with some of the most talented art teachers in Illinois and beyond. □

Respectfully,

Theresa McGee
President, Illinois Art Education Association
IAEApresident@ilaea.org



THE CONFERENCE IS GOING GREEN

In an effort to reduce our impact on both the environment and the conference center locations, we are actively reducing our waste. Information that has been traditionally stuffed in bags, will be made available electronically. We ask that you join in our efforts by **bringing your own bag**. Don't worry, you will still be getting swag at events throughout the weekend!



IAEA 69th Annual Professional Development Conference

**November 30 through
December 2, 2017**

Make Your Reservations TODAY!



Join us at the Q Center

1405 North Fifth Avenue, St. Charles, IL 60174
Local (630) 377-3100 Toll Free (877) 774-4627

STEPS TO A SUCCESSFUL CONFERENCE EXPERIENCE

RENEW your membership at ilaea.org

READ this MOSAIC and decide if you would like to attend additional workshops

REGISTER for the conference early to secure your spot in pre-ticketed workshops,
Registration opens on AUG 1

RESERVE your hotel room (see information [on above](#))

FRIEND IAEA on Facebook & **FOLLOW US** on twitter to keep up-to-date
events and conference highlights

Newsletter of the Illinois Art Education Association

The purpose of the newsletter is for Communication and as a forum for the expression of ideas. The IAEA encourages contributions of articles or description of activities related to art education. Opinions expressed by the authors may or may not represent the views of the Association, its members, or its governing body.

We welcome carefully proofread articles and good quality photographs. The Illinois Art Education Association publishes the Mosaic newsletter four times annually.

Submission Deadlines:

Publication: January 15th

Conference Preview: June 15th

Submissions:

Jennifer M. Baker, *Editor*
publications@ilaea.org

Advertising:


Jennifer Baker
vendors@ilaea.org

IAEA Website:

<http://www.ilaea.org>

Conference Logo Design:

Stasha Hayes



2017 CONFERENCE AT A GLANCE

EARLY BIRD REGISTRATION RATES

DEADLINE: OCTOBER 28, 2017

Category	Member	Non-Member
Regular	\$199.00*	\$249.00
Student	\$100.00*	\$125.00
Retiree	\$120.00*	\$155.00
Friend of IAEA	\$199.00*	

*Renew your membership to receive the discounted rate.

AT THE CONFERENCE: REGISTRATION HOURS:

Pick-up conference materials or register on site:

Thursday 5:00pm - 7:00pm

Friday 7:00am - 12:00noon

Friday 1:30pm - 4:00pm

Saturday 7:00am - 12:00noon

SESSIONS & WORKSHOPS

All sessions are 45 minutes in length and are included in your registration. All Workshops are pre-ticketed (see the ticket icon next to description) and may have an additional materials fee that is paid at the time of registration. To secure a spot in a workshop, make sure to register early.

VENDOR HALL

Friday 8:00am - 12:00noon

Friday 1:00pm - 5:00pm

Saturday 8:00am - 12:00noon

Visit the Vendor Hall to see the newest products and lessons, talk with representatives from Universities and receive information on exclusive coupons and offers available only to attendees of the conference.

THURSDAY PRE-CONFERENCE OFFSITE SILK PAINTING WORKSHOP

Thursday 2:00pm - 4:00pm

All Things Art Studio

1106 W. Main St, St. Charles, IL. 60174
25 participants
\$35.00

FRIDAY MORNING GENERAL SESSION

Friday 8:30am

Kick-off your weekend with an address from our president followed by a keynote address by Deborah L. Smith-Shank Professor and former Chair of the Department of Arts Administration, Education and Policy at The Ohio State University.

MEALS:

Breakfast

Breakfast is included with your registration.

Friday 7:00am - 11:00am

Saturday 7:00am - 11:00am

Breakfast with Your Council. Grab breakfast by **8:00am Saturday** and head to your council's meeting (see map on page 18 to confirm your region)

Lunch Breaks

Friday 11:30am - 12:45pm

Saturday 12:00noon - 1:00pm

This year your lunch time is yours! Join colleagues in the dining center. You will have several main dish choices, an expansive salad bar, dessert bar and extensive drink selection. You may come anytime during the lunch break window. Stop by your room, drop off your materials, and enjoy a stress free lunch.

Dinner

Friday Evening

Dinner on Friday evening is included in your registration! Please join us in honoring award winners, network with art professionals, participate in the silent auction and have exclusive access to a Jack Richeson experience.

EARLY BIRD RECEPTION


Sponsored by Dick Blick

Thursday November 30th

7:00pm - 9:00pm

Hors d'oeuvres & cash bar

Avoid long registration lines and a morning commute! Arrive early to the conference and enjoy an evening of networking and refreshments. This is a terrific time to look at artwork and network with art educators from around the state.



GALA

Sponsored by Jack Richeson & Company

Friday December 1st

5:30pm - 9:00pm

There is an **new event** this year at the 2017 IAEA Conference. After an exciting day of learning and connecting, **we invite all of our participants to join us** at the Friday Evening Gala! We will kick off the event with cocktail hour followed by dinner (included in your registration) and presentation of the 2017 IAEA awards.

Exclusive Jack Richeson & Company experience:

- Artisan Gallery - Members are welcomed to share and sell their artwork during this time.
- Silent Auction - Just wait and see what we have in store!
- Scholarship Raffle - Please consider creating and donating your art work to be raffled off for a great cause. All proceeds go towards student scholarships.
- Visit the Student Show and the Membership Show.
- We will be celebrating all the 2017 IAEA Award Winners, and honoring the Scholarships and Grant Winners.
- Meet Keynote Speakers Frank Juarez and Deborah Smith-Shank.
- Network with art education professionals and build your professional learning community.

We look forward to having you at this special and new event at our annual IAEA Conference. The Gala will be a great time to connect, celebrate, socialize, and enjoy!

See you there!

2017 CONFERENCE AT A GLANCE

STUDENT SHOW & RECEPTION

Saturday 9:00am - 12:00noon

The winning K-12 student created artwork will be on display throughout the entire conference. You are invited to attend the awards ceremony on Saturday morning that will recognize the students and their teachers.

HIGHLIGHTED EVENTS:

Regional Council & Special Interest Meetings

Saturday 8:00am - 8:45am

Enjoy breakfast with your council! Grab your breakfast and take it to your council's meeting. See page 18 for the location of your meeting.

Conference Planning Meeting

Saturday 7:00am - 7:45am


Good Morning! We know it is early in the morning, but come on down and share your ideas and concerns with the conference planners. We are always looking for new and energetic individuals who would like to help. Meeting will end promptly at 8:30 to allow participants to attend regional meetings.

CONFERENCE OVERVIEW

Vendor Hall


8:00 a.m. – 12:00 noon **Friday**
1:00 p.m. – 5:00 p.m.

8:00 a.m. – 12:00 noon **Saturday**




Keynotes

8:30 a.m. – 9:30 a.m. **Friday**
9:00 a.m. – 10:00 a.m. **Saturday**



Lunch Breaks

11:45 a.m. – 1:00 p.m. **Friday**
12:00 noon – 1:00 p.m. **Saturday**



Book your room reservations at the Q-Center NOW for the IAEA Conference



(prices do NOT include tax)


Standard Room \$50.00
Single Occupancy

Executive Room \$105.00
Double Occupancy

Suite \$135.00
1 Queen Bed & Non-pullout couch

Q-Center

1405 N 5th Ave.
St Charles, IL
(630) 377-3100



MEMBERSHOW 2017



Calling all artists! Summer vacation is the perfect time to recharge and connect with why we became art teachers in the first place, our love of making art.

Each year IAEA celebrates its members as artists as well as teachers in the Member Show. Members have the opportunity to have their artwork displayed at the IAEA conference via an Electronic Gallery and a Pop Up Exhibition on Thursday, November 30th to highlight our artists at the start of the conference. Members can submit 1-3 pieces of art completed within the past three years to exhibitions@ilaea.org, by October 31, 2017. Artists will be notified via email if their work has been selected. Good luck and I am looking forward to seeing everyone's creations!

Guidelines for Entries

- Submitting teachers must be current members of IAEA and membership must remain current through the following year
- Work is submitted by in jpeg format by email to exhibitions@ilaea.org

- Teachers may submit 1 to 3 pieces of original work completed within the past three years for the digital show as well as 1 piece of work displayed in a Pop Up Show at the conference
- Work may be in any media as long as it is original and not copied from any published source
- All artwork must be named with the artist last name then first name and number of entry. i.e. Gina Szulkowski piece #1 file would be named SzulkowskiGina01.jpg
- Include a slide inventory within the body of the email with art work number, title, media and dimensions. Artists must designate the work for the Pop Up Show in the email

- Deadline to submit art is October 31, 2017
- Teacher will be notified via email if their work has been selected for the digital and/or Pop Up members show 14 days before the conference.
- Art work in the Pop Up Show must be picked up the day after the Show
- There is a \$10 entry fee, payable to IAEA

If you have any questions regarding the show, feel free to email: exhibitions@ILEA.org.

MAKE THE MOST OF YOUR CONFERENCE EXPERIENCE:

MAKE ART:

IAEA Scholarship Raffle

Donate 2D & 3D artwork to the scholarship raffle. All proceeds go to funding the IAEA Student Scholarship Program. Please watch Facebook and twitter for more information.

Member Show and Pop-up Gallery

Deadlines & information available at <https://ilaea.org/member-show/>

Sell your Artwork at the Artisan's Gallery



Tables are only \$10! Sell your artwork during the President's reception. Information on how to participate will go out through social media in the coming weeks. Table reservations will be due by October 31, 2017.

Donate Books & Media:

Clean out your cabinets and closets! Gently Used Book & Media Sale will be accepting materials (books, CDs, DVDs, posters, etc) throughout the conference. The items are sold on-site, the proceeds help the association continue the work of arts advocacy and professional development in the state of Illinois.



Above: Stacey Gross' award winning piece from last year's member show, entitled "Kami"



MAKE THE MOST OF YOUR CONFERENCE EXPERIENCE:

VOLUNTEER:

Sign Up to Help!

The Volunteer spot will open in August.
Please watch for information in social media.

Attend the Conference Planning Meeting

Saturday at 7:00-7:45am – come in your PJ's if you must, we want to hear from as many people as possible! Come share your comments, concerns and compliments with the conference planning team. We will discuss the 2018 Conference.



Call for IAEA Conference Volunteers!

Volunteers are needed November 30- December 2nd for the 2017 IAEA Convention in St. Charles, IL.

For questions, please contact the Conference team at conference@ilaea.org
Interested?? Watch for the sign-up link in the electronic newsletter and social media.
SignUp.com makes signing up to help a breeze. Just follow the steps below!



Here's how it works in 3 easy steps:

- 1. Go to the sign-up link** (available soon)
- 2. Review** the options listed and choose the spot(s) you like.
- 3. Sign up!** It's Easy - you will NOT need to register an account or keep a password on SignUp.com.

Note: SignUp.com does not share your email address with anyone. If you prefer not to use your email address, please contact me and I can sign you up manually.

CONFERENCE COMMITTEE

Conference Coordinators

Eryn Blaser, Jennifer Baker & Melissa Righter
Conference@ilaea.org

Early Bird Registration

Melissa Righter
registrar@ilaea.org

Vendors and Advertising Coordinator

Jennifer Baker
vendors@ilaea.org

IAEA Member Show

Gina Szulkowski
exhibitions@ilaea.org

IAEA Student Show

Susan Tiemstra
studentshow@ilaea.org

Conference Proposals

Jen Baker
iaeaproposal@gmail.com

IAEA Membership Coordinator

Colette Rinn
membership@ilaea.org

IAEA Website Manager

Jon Reiman
website@gmail.com

IAEA Awards

Karen Popovich
vicepresident@ilaea.org

Student Volunteers

Kelly Gross
studentadvisor@ilaea.org

IAEA Scholarship Raffle

Kimberly Butts
Kimberly.Butts@gmail.com

Used Books and Media Sale

Becky Blaine
beckyblaine@gmail.com

Early-Bird Conference Registration

EARLY-BIRD REGISTRATION WILL BE OPEN AUGUST 1 THROUGH OCTOBER 28, 2017

CONFERENCE REGISTRATION RATES

The link for Early-Bird Registration can be found here:

<https://ilaea.org/conference-information/>

After October 28th you must register on-site at the conference (rates will be \$30.00 higher for all registration categories).

There will be no exceptions.

EARLY-BIRD Registration Rates deadline: October 28, 2017

Category	IAEA Member Rate* Current for 2017-2018	Non-Member Rate
Regular	\$199.00	\$249.00
Student	\$100.00	\$125.00
Retiree	\$120.00	\$155.00
Friend of IAEA**	\$199.00**	

ON-SITE Registration Rates November 30 December 1, 2017

After October 28, you must register at conference. All rates are higher.

Category	IAEA Member Rate* Current for 2017-2018	Non-Member Rate
Regular	\$229.00	\$279.00
Student	\$130.00	\$155.00
Retiree	\$150.00	\$185.00
Friend of IAEA	\$229.00**	

* You must be a current IAEA member at the time of the conference to receive the conference member rate.

** Includes administrators, vendors, non art educators, museum reps, supporters of visual arts, etc.

Payment options:

■ Credit Card - online payment

■ Check or Money Order CAN be sent after completing your online registration, but if it is not received within 14 days you may lose your spot in any workshops.

■ Purchase Orders are not accepted

If you have questions about your Early Bird registration, contact Melissa Righter at: registrar@ilaea.org.

REGISTRATION INCLUDES:


- Access to **more than 90 sessions, and many free workshops** (Friday & Saturday)
Some workshops require an additional materials fee.
- Access to **Vendor Hall** (Friday & Saturday)
- **12+ CPDU hours**
- **Friday Night Gala - NEW!**
- **2 Lunches** (Friday & Saturday)

IMPORTANT NOTE: Early Bird registration is the ONLY way to notify us of dietary requirements. No onsite accommodations can be made.

Helpful Hints for a Faster Check-in:

- Register with YOUR name and member information. If your school is completing your registration, make sure they have your correct member information.
- Renew your membership before attending the conference (if it will expire)
- Print your electronic receipts and bring them in the event of an error
- Check-in Thursday if possible – the lines are shorter!

Cancellation Policy: If you need to cancel your registration, requests must be submitted in writing (Melissa Righter registrar@ilaea.org) before October 28, 2017. There will be a \$35 cancellation fee deducted from your refund. Workshop fees can not be refunded. Allow 4-6 weeks for refunds. After Oct. 28th no refund requests will be processed, however, you can authorize someone to attend in your place.



Friday - December 1, 2017**8:30 a.m. – 9:30 a.m.****Opening Session and Keynote**

Keynote Speaker - Deborah Smith-Shank

SESSIONS**9:45 a.m. - 10:30 a.m.****VIP's, Visually Interested Parents, Art Boosters, How to Start One**Michael Skura, *Fine Arts Department Chair*

With Brian Lauck, Sandy Lauck & Jill Berenyi

Band Boosters can be one of the most powerful advocates for any music program. Why can't a visual arts program have one too? Learn how to create your own VIP's! The Visually Interested Parents, at Oswego High School, began their "Art Booster" organization in 2013 and have been growing ever since. Their main objective is to support and promote the visual arts and its programs. Some highlights/how-to's of this workshop are: Sponsor and help with art exhibitions, run a greeting card fundraiser, help at the Jr. High Open House, run a booth at annual art show and NAHS Induction Ceremony. Offer a scholarship each spring to a student continuing on to pursue art. Learn how they designed art patches to sell for the Lettermen's jackets. Also, how they designed & sold vehicles stickers to promote the arts. Learn how VIP's incorporated. They are very proud of what they have accomplished so far – and look forward to continuing on with even more new ideas and share them with you.

Visual and Verbal Strategies for Broadening Students' Emotional Expression in ArtPatricia Pelletier, *School of the Art Institute of Chicago, adjunct associate professor*

Glad, mad, or sad: the stereotypical repertoire of feelings that too many art projects elicit. Explore project ideas at elementary and high school that help students develop a more complex emotional vocabulary verbally and visually. "How do you feel?" is one of the most easily asked questions, but it is problematic when the question finds its way into art projects. There is no recognition that emotional knowledge is really quite complex. We do a disservice to our emotional lives and those of our students when we ask as if it is a simple question. We need to be more specific in teaching students of all ages how to identify emotions and how to express them. Participant will see four examples of projects, student works and artists' inspiration along with ideas for approaching emotional material in art.

1:1 Technology Resources and Applications in the Elementary Art ClassroomEmily Fiedler, *Elementary Art Educator, Erickson Elementary School*

From this session you will leave with technology applications, project inspiration, and teaching resources to utilize in your classroom. 1:1 technology uses with Chromebooks and iPads will be presented. Any level of technology use will benefit from this presentation.

Encouraging Fun Student Led Critiques!Felissa Onixt, *High School Art Teacher, New Trier High School*

The best way to achieve creative expression and reflection in written and verbal ways is to establish a comfort level in the classroom before examining art work. I will share varied critique styles that show how I encourage students to become more insightful during discussions. Critiques become an exciting activity where the entire class happily participates.

Digital Portfolios Using Social MediaGina Szulkowski, *High School Art Educator, Steinmetz College Prep*

Our students are tech savvy and so are the admissions counselors at the colleges they hope to attend. Students can quickly and easily keep track of their process developing their craft as well as their ideas in blogs using Blogger, Wordpress, and other online platforms as well as chronicle their work on Instagram. I will give you the pros and cons of the differing Blog platforms, show you examples of my student's weekly blogs, the reflection prompts they respond to, and discuss ideas on how to incorporate this kind of technology in classrooms without enough classrooms to accommodate students writing blogs weekly.

Branding and Building a Bridge to a Badass AP 2-D/Studio Program!

John Zilewicz & Deanna Sortino

This session will take an in-depth look at both the AP Studio and AP 2-D Design programs of two teachers from Niles West HS. The session will touch on a variety of topics, but the focus will center on building a program from the ground up. Participants will receive information about lesson planning, portfolio building, summer work/intensives, critique, course sequencing, evaluation rubrics, exhibitions, and parent/community engagement. We will end the session with ways to build a brand and buzz about your program and allow time for Q&A.

SESSIONS**9:45 a.m. - 10:30 a.m.***continued***Spheros and The Arts!****Jennifer Wargin**, *Art Educator, Oak Lawn Community High School*

Teaching the principles of design and coding with spheros, students can apply their understanding as they create art. Spheros encourages experimentation, play, and problem solving using basic coding principles. Come see two different lessons in action including: Photography & Light Painting! & Painting with Spheros!

WORKSHOPS**9:45 a.m. - 11:45 a.m.****Think Big: Fiber Art installations****Natasha Lehrer Lewis**, *Esther's Place*

25 Participants

Free

Get your sleeves rolled up as we make a large, wet felted installation piece all together! We'll talk, show and demonstrate in this hands-on class that teaches how to involve a large number of students in a creating group piece. Whether it's with your art club, or entire school, get students, parents, teachers, and administration excited about art!

Monet-Inspired Haystacks**Jen Deaton**, *United Art & Education*

25 Participants

Monet's Haystacks were one of his most famous works. We will talk about the origin of the Haystacks, the reason he painted so many and using basic classroom supplies, we will create a multi-media project replicating the Haystacks. Ideal for elementary through high school.

**Recycled Materials to Magnificent Papier Mache Sculptures****Carissa Zill**, *Middle School Art Teacher, Hester Junior High*

25 Participants

Free

Looking for a low-cost, high interest sculpture project to add to your curriculum? Participants will create their own imaginative papier mache sculpture to bring back to their classroom as a demonstration piece. Learn some strategies for accumulating and storing desired recyclables to serve as the construction materials. Practice hands-on strategies for applying the paste and creating a durable sculpture. We will also discuss some extension applications and tips for creating large scale pieces that can be used for set design or art shows.

**Art Practice for Retirees****Anne Becker and Kathi Hillyer**

20 Participants

FREE

This workshop will give retiree's and members an opportunity to draw/paint subject matter from the Quest Center. Using the art collection and the natural environment surrounding the Quest Center workshop participants may choose from a variety of materials for their art hands-on session. The workshop will conclude with a critique and discussion of the finished work. All materials will be provided please come and create and renew your art practice.

**SESSIONS****10:45 a.m. - 11:30 a.m.****Identity Tapestry – A Community Installation****Karen Popovich**, *High School Art Teacher*

This presentation will highlight the collaborative art installation completed by high school students that maps aspects of individual identity while showing the unity of a school community. Inspired by the artist, Mary March, this collaborative art installation was led by art students and involved hundreds of students and staff throughout the building. This experience coordinated with an Equity and Excellence Celebration at the school and is adaptable to various levels.

Introducing Social Justice Visual Arts Curriculum in Communities of Privilege**Rita Crocker**, *High School Artist-Teacher*

This session is a presentation and open discussion that addresses approaches, questions, accommodations, and challenges to introducing Social Justice Visual Arts Curriculum in communities of privilege. Current research, pedagogical tools, and examples of curriculum will be presented with an invitation to the audience to contribute other perspectives and knowledge.

Gif-iti – Animated Street Art & Integrated Augmented Technology**Megan Idell**, *Secondary Art Education, Lemont High School*

Gif-iti is a term coined by street artist INSA who took street art and turned it into an interactive experience. This presentation's purpose is to share a successful unit of digital art that further integrates new augmented technology into the art curriculum. In this unit, students are introduced to the artist INSA, they develop a plan for their Gif-iti & create their illustrations using Adobe Illustrator. Students first use Photoshop's frame animations to create their animated GIF, and Aurasma to turn their animated Gif-iti into an augmented reality experience. Students develop their own rubric for their animated GIF and are engaged throughout several class periods to create, animate and partner critique. Come immerse yourself in this session and bring Gif-iti back to your classroom!

SESSIONS**10:45 a.m. - 11:30 a.m.***continued***Risk-Taking in the Art Class: The Role of Assessment in the Creative Process****Doug Boughton**, *Professor of Art and Education*

Research describing student risk-taking in two countries provides insights into changes needed to promote risk taking in high school students' creative activity. Recommendations for planning and assessment are offered. Conventional practice assumes that students are more likely to think and produce creatively if they are encouraged to take risks in their studio production. This assumption has previously been untested by research. This research, which compares the attitudes and practices of high school students in two countries, offers fascinating and important recommendations for change in both instruction and assessment practice to foster creative studio production. The findings related to the frequency and nature of grading and the nature of risks undertaken by students, suggests important needed changes to both curriculum and assessment likely to promote risk taking in the creative process of students.

Teaching with Contemporary Art 1**Judith Briggs**, *Associate Professor of Art Education*With **April Lewis, Diana Pacheco, Wendy Corral & Erika Barber**

Deb Sokolow's conspiracy installations, Yago Hortal's lush paintings, Sam Kirk's portraits and murals, and Seren Moran's colorfully abstracted landscapes were the source of exciting and diverse lesson units taught to secondary school students in Central Illinois schools. Learn about the artists' work, receive digital lesson materials including Power Points, artist handouts, unit plans, rubrics, and examples of student work. Presenters will share questions asked about the artists' work that stimulated student discussion, writing, and art making. Presenters will identify ways in which students can connect with contemporary artists' work to create new and fun ways of thinking of the world around them.

Art Portfolio Preparation Workshop for College Admissions**Sean Hogan**, *Assistant Director of Undergrad Admissions*With **James Wetzel**

This presentation will focus on portfolio development for high school seniors, and how to help students assemble a visual arts or design portfolio necessary for college admissions. We will focus on everything from initial concepts, documentation of artwork, as well as what it means to put together a cohesive body of work. Examples of past scholarship winning portfolios to SAIC will be looked at and discussed from the perspective of admissions. We will also discuss artist statements and how this ties into portfolio preparation. We will dedicate a portion of the presentation to an open discussion to hear from teachers about their experience working with high school juniors and seniors putting together portfolios.

More Than Filters: Expanding Your View of Photoshop**Marty Voelker**, *Downers Grove North High School*

This session will walk you through an introductory curriculum for Photoshop instruction, introducing Fill/Adjustment Layers, Blending Modes, Masking, and Selection Tools. A selection of projects will be explained and student examples will be shown.

11:45 a.m. - 1:00 p.m.**Lunch****SESSIONS****1:00 p.m. - 1:45 p.m.****Don't Sell Yourself Short: You're the Package Deal!****Kevin Fogelson**, *Graphic Arts Teacher*With **Heather DelGrosso**

Want to stand out from hundreds of Art Teacher applicants? Do you need innovative ways to market yourself as a freelance artist? Now you can! Join us for this unprecedented workshop where you will grasp strategies to showcase yourself as an organized and confident art educator in job interviews and discover innovative ways to market yourself as a professional artist with tips and tricks from experienced art educators Kevin Fogelson and Heather DelGrosso.

Mindfulness in The Art Room**Evelyne Tardy**, *Art Educator*

This session will discuss mindfulness techniques that can be incorporated into the art classroom. Learn how to create a regular implementation of mindfulness as well as ideas for creating a calming area/mindfulness area in the room that students can use when emotions start to take over.

CPS Teacher Meet-up**Ross Roadruck**, *CPS Art Educator*

Do you teach in CPS? This is an opportunity to meet and network with other CPS educators. Discuss concerns and share resources.

Assessing the Cool Stuff: A Survival Guide to Your Performance Evaluation**Deborah Filbin**, *High School Art Educator*

Performance evaluations have become a daunting task with additional requirements for data collection and aligning with standards. What is an art teacher who encourages creativity to do? Based on experience with my high school students, I will show you how I survived my performance evaluation, built a collegial partnership with administrators, and continued to encourage my students to create 'cool stuff' that aligns with contemporary art and design education, while collecting assessment data that was both valid and reliable for performance evaluation.

SESSIONS**1:00 p.m. - 1:45 p.m.***continued***Owning the Learning with Fugleflicks: Student-Created Art Related Videos****Tricia Fuglestad**, *K-5 Visual Art Teacher*

What if your students designed teaching resources that promoted learning for both the creators and the viewers? What if they engaged their multiple intelligences, activated multimodal learning, and presented their work to authentic audiences? Then, you would be seeing what I'm seeing with my Fugleflck Filmmakers and their Student-Created, Art-Related videos that teach something about art by kids for kids. Let me take you behind the scenes into this creativity-filled student-lead learning experience and share some amazing results.

Like, Comment, and Share: Exploring Social Creativity**Nicholas Leonard**, *Doctoral Student*

Discover how new media art, digital process folios, and online communities open up new possibilities to assist students with creative exploration feedback. Examples and resources provided.

WORKSHOPS**1:00 p.m. - 3:00 p.m.****Chicagoland 4x5, Creating Art Show Exhibitions to Advocate****Michael Skura**, *Fine Arts Department Chair*with **Daniel Whipple**

25 Participants Free

Who will advocate for the arts within your school, your district, and community? As art teachers, we can not expect or assume administration, school board, or a local government push for awareness of visual art, musical and performing arts to be enough to enhance the educational experiences for our students. We truly believe that it is the moral responsibility for art programs to advocate for the arts by showcasing student art work in various venues throughout the school year. What better way to make the community aware of what your students are learning than by putting their work out there for them to see? Learn about the Chicagoland 4x5 and how to advocate by creating art exhibitions. The second half of the workshop we will be working with Blick art supplies, where teachers will be creating their own various 4x5 projects with paintings, drawings, mixed media, etc.

**Combine Fabric and LED Lights to Create a STEAM Project****Cheryl Prairie-Steber**, *Junior High Art Teacher*

20 Participants \$20.00

The participants will create with fabric a piece of art work that can be duplicated in any art room. Techniques such as fabric painting, hand embroidery, applique, and learning how to use a sewing machine will be explored. The final touch will be to use LED lights to create a quilted postcard that will take it up a notch.

**It's All About The Surface - Mixed Media & Drawing****John Zilewicz**, *High School Art Educator*With **Matt Winkelmann**

25 Participants Free

Without a solid foundation, you'll have trouble creating anything of value. For many young artists, staring at a plain white surface just screams, "Don't touch me!" Learn innovative techniques designed to build a greater understanding for some of the methods, materials, processes and techniques used to build a rich history of surface. Integrate different subject matter and prompts aimed at creating a strong sense of visual interest. You'll remain in charge of what to keep, what to discard, and how to structure and organize the image while learning to interact with the surface of your work.

**Blogging with Art Students to Promote Visual Literacy, Deepen Analysis and Reflection****Michelle Lynn**, *Downers Grove South High School*

25 participants Free

Art teachers will become aware of the benefits of blogging in the art classroom using Google+ and Tumbler. Teachers will be able to make their own blogs as well as learn to incorporate blogging into their art classroom.

OFF-SITE WORKSHOP**1:30 p.m. - 3:30 p.m.****Explore the World of Printmaking****All Things Art Studio**, *1106 W. Main St, St. Charles, IL*

25 Participants

\$22.00

Join Erin Livermore, owner of All Things Art Studio and former Art Teacher, for a Printmaking Workshop. This workshop will offer several hands on lessons K- H.S level. Learn many ways printmaking can be incorporated into your classroom. Experiment with a variety of tools to design and create multiple prints. Options to embellish in several ways after printing are encouraged and demonstrated too. You'll take home your design plate and several finished prints to use in your classroom or home studio.

NOTE: Transportation is not provided for the offsite workshop at All Things Art Studio.

SESSIONS**2:00 p.m. - 2:45 p.m.****There and Back Again: An Art Educator's Tale****Anne Perry-Wetzel**, *Elementary Art Educator, Litchfield Community School District*

Follow one art teacher's career path from high school teacher, camp counselor, museum educator, back to the public school system again. Through this journey, you will see how she has evolved her process to include components from a variety of schools of thought, carrying valuable skills to her current role in three elementary schools. Lesson break downs, acronym cheat sheets, and community engagement connections will be provided.

Training the Creative Mind**Kevin Shirley**, *Art Teacher*

Help your students build self-confidence, train creative problem solving and develop their artistic process, all while building a creative community where students are comfortable giving and receiving feedback. You will walk away with a variety of fun, fast and engaging activities to try out in your next class.

Involving Students in Assessment**Carissa Zill**, *Middle School Art Teacher, Hester Junior High*

Ever feel like you are doing all the assessing? Learn some strategies for involving students in the assessment process to help students identify their strengths and weaknesses in order to grow as artists and thinkers. Start by clearly identifying your learning targets. Use artists statements framed to allow students to reflect on those learning targets and their artwork. Finally, learn how to set up periodic conferences in a manageable format to help guide students through the assessment process and set goals for the future.

View From the Far Side: Retired Art Educators' Insights**Kathryn Hillyer**, *IRAE Co-Chair*With **Anne Becker**

Experience is a great teacher! A panel of retired art educators will share insights and experiences about teaching at different levels and how they dealt with changes in the field of art education. They will also discuss how their teaching career has affected their life in retirement and how they are still involved in the profession of art education.

Change The Approach, Not The Content**Rich Stachon**, *Middle School Art Educator*With **Britney Thomas**

Learn how to build an independent studio environment through the use of video prompts and websites. Discover the benefits of this blended classroom approach to art education. This hands-on session will get you started in designing that engaging content your students want.



Hindsight

Lesson Plan for Grades 3-12

What you see in your rearview mirror is really a lesson about one-point perspective!

Learn about perspective from an artistic viewpoint, then compare what you've learned to events in your rearview mirror of life!

DickBlick.com/lessonplans/hindsight

FREE lesson plans and video workshops at
DickBlick.com/lessonplans.

For students of all ages!

Request a
FREE catalog!

DickBlick.com/requests/bigbook



BLICK®

800•447•8192 DickBlick.com

WORKSHOP**2:00 p.m. - 3:00 p.m.****Get Published! Writing Art Lessons for IAEA****Joanna Angelopoulos**, *Visual Arts Educator, NBCT*

25 Participants

Free

The most exciting part to teaching art is the flexibility to write new and engaging lessons. This is, also, the most challenging part. Join this interactive workshop to further develop your skills in lesson design, learn about publishing opportunities and create a lesson ready to be used within your curriculum. Presenter will share her knowledge and experience in writing lessons, published in Scholastic Art Magazine teacher resource section and IAEA Mosaic Artist Poster. Presenter will offer guidance towards developing exciting lessons that target the new Illinois Visual Arts Standards. Participants will engage in reviewing contemporary and local Illinois artists as inspiration towards writing lesson(s) for their own curriculum. Participants will also learn about publishing opportunities for IAEA and will be encouraged to write and submit their new and exciting art lessons! Come and design an exciting NEW lesson that your students will love.

SESSIONS**3:15 p.m. - 4:00 p.m.****Support Living Artists: The Dead Ones Don't Need It****Kimberly St. Leger**, *Elementary Art Educator, George Washington Elementary (K-5)*

"Art teacher, is this artist still alive?" It's time to finally answer... YES! Ms. St. Leger will share project examples from her experience as a K-5 teacher in Alsip. Get inspired to bring a variety of current art techniques into your very own classroom! See how Jon Burgerman, Holton Rower, Tara Donovan, Heather Hansen, Kelsey Montague, and German Crew are used within an elementary classroom setting.

SLOs support Professional Development and RtI**Jon Grice**With **Members of the Adlai E. Stevenson High School Visual Arts Department**

Don't let state mandates bog you down! Learn how one high school's art department uses their Student Learning Objectives to improve teacher practices, support collaboration, and impact student learning.

STEAMd Club: Students Explore Art/Design Challenges**Joan Mills**, *Art Educator*

How can we reduce wrapping paper waste? How can we know when we are exposed to UV rays? These are just two of the challenges 4th and 5th grade collaborative teams of students explored while members of the STEAMd club. During the presentation participants will see student team solutions to these and other art/design problems and how this framework could work within their teaching environment.

Drawing Reimagined: Begin with the End in Mind**Matt Winkelman**, *High School Artist-Educator*With **John Zilewicz**

Often students enter a visual arts program with a prescribed approach toward drawing. In this dynamic session we encourage you to "Begin with the end in mind" and explore a series of studio projects aimed at developing a successful drawing practice from the time a student enters the introductory level class and leading to your school's most advanced course. Discover a series of prompts, processes and techniques used to build confidence in your students and inspire them to be experimental, expressive, intuitive and to take risks while developing a stylistic voice in their work.

The Henry Darger Resource Kit: Examining America's Acclaimed Self-Taught Artist**Jerry Steffl**, *Adjunct Associate Professor, Department of Art Education, The School of the Art Institute of Chicago*With **Melissa Smith & Joel Javier**

As one of the most prominent self-taught artists of the past century, Henry Darger is being honored by Intuit: The Center for Intuitive and Outsider Art during The Year of Henry Darger celebrating Darger's 125th birthday. To further honor Darger's artistic production, Intuit has produced a Henry Darger Resource Kit for Middle School and High School students which includes biographical information, Intuit's Darger Room Collection source materials, essential questions, art images, explanations of self-taught art, and lesson plans. Panelists will introduce participants to Darger and the contents of this educational resource. This free extensive resource kit, funded by the Terra Foundation for American Art, will be available to participants online by the end of the year.

Fair Use Concepts to Empower Students**Lisa Evans**, *Teaching Associate, University Laboratory High School*

Students live in a culture that often uncritically accepts copying of online material. This, in combination with burgeoning online access to visual material, is changing how students think about creating art. This session explores activities to engage students in a discussion about copyright and fair use. Although in an educational setting instructors and students enjoy broad copyright protection, I have still found the fair use concept useful to address some of the ethical questions surrounding copying. My goal is that students will become more enlightened about artistic appropriation, more knowledgeable about the law concerning appropriated imagery, and consequently more effective cultural producers. The P.A.N.E. (purpose, amount, nature and economic effect) analysis will be introduced to frame the discussion about what constitutes fair use. Additionally, basic tips for searching materials that are in the public domain or have a Creative Commons license will be shared.

SESSIONS**3:15 p.m. - 4:00 p.m.***continued***Vinyl Printing and Design Business****Heidi Varela**, *Round Lake High School*

See how the presenter researched vinyl printers, obtained one for her district and trained her students to create vinyl wall appliques, apparel, stickers, magnets, static clings, decals and more using a vinyl printer. The presenter will go over setting up files for print, media and application options, maintenance and buying options. The presenter will also talk about how students in her Production class are using the printer to create products for staff and the student body and selling the products through an ecommerce site to learn the business aspects of design.

WORKSHOPS**3:15 p.m. - 5:15 p.m.****Agents of Change****Mary Haddad**, *Art Teacher*

20 Participants Free

Presentation will highlight the importance of supporting students as "Agents of Change" and collaborating with institutions, artist and the community. "Agents of Change" are students empowered to make Contemporary Art with their community promoting initiatives they elected as important and significant to who they are in the world around them. Students who were interested in becoming "Agents of Change" while learning about Contemporary Art and engaging with their Community – can be from grades K-12th. The program I will present is students in grades 3-6 who signed up for an after school enrichment program. These students are diverse in their ideas, art experiences, learning needs, ethnicity, social economic background and art exposure. As their instructor, I collaborated with artist, curators and the museums to deepen my curriculum and content knowledge in an effort to facilitate meaningful experiences for the students. More info visit agentsofchange.online

**The Magic of Making Metamorphosis Drawings****David Exner**, *Art Teacher, West Chicago Community High School, District 94*

25 Participants Free

This hands on workshop will guide teachers through the 5 basic steps for creating magical, entertaining and thought-provoking metamorphosis drawings. How metamorphosis drawings link to math skills and visual problem solving skills will also be demonstrated. Experience the power of transformation for yourself!

**Mono Printing with Gelli Plates****Gina Szulkowski**

15 Participants Free

Monoprint appeals to students of all levels and abilities because of its spontaneity and its combination of printmaking, painting and drawing mediums. The goal of this workshop is to experiment with the large variety of media and techniques combine the spontaneity of printed inks, crayons, stencils, cardboard, paper, fabric, and using techniques such as sgraffito creating a surface that is unlike any other art. Teachers will leave this workshop with samples they can use when teaching monoprinting in their classes.

**SESSIONS****4:15 p.m. - 5:00 p.m.****SHARE!!!! Please...****Rich Stachon**, *Middle School Art Educator*

Where do you get your lesson ideas, projects, themes? How do you learn new techniques and skills? Who do you rely on to keep you up-to-date on the latest trends? Most of us know how and where to find what we want, but many do not share. Learn how my teaching changed for the better once I started sharing. Join me as we unearth your teaching potential through the power of sharing.

SBG in the Art Classroom**Jon Grice With Members of the Adlai E. Stevenson High School Visual Arts Department**

School districts are moving away from traditional grading systems and implementing Standards Based Grading. Learn how one high school embraced this approach and witnessed a positive impact on our students, instruction, and program alignment.

Bots: A Collaboration Project Started by Artist Gary Hirsch**Deyana Matt**, *Westfield Middle School Educator*

Learn how to participate in the collaborative #Botjoy project and have your students create 'Bots' as Artist Gary Hirsch really does want you to steal his idea to help make a huge difference in the lives of others! Bots can be created by artists of all ages so come find out how to make your own Bot!

Critical Artist-Teacher-Researchers: Pilot Studies at the Doctoral Level**Dr. Kryssi Staikidis**, *Associate Professor in Art and Design Education*With **Matthew Etherington**, **Jennifer Kaye**, **Nicholas Leonard** and **Valerie Ozaksüt**

This presentation aims to introduce the audience to current research topics that are of interest to doctoral students in the design of pilot studies incorporating arts-based and action research methods related to creative uses of technology in secondary classrooms, searching out safe spaces for LGBTQ+ youth through social media blogging and animated media, critical eco-art curricula in high school settings, and X-Men Comics engendering empathy at the Middle level. Presentations will address systematic approaches to methodology and research design. Objectives:

- To demonstrate the importance of research at the doctoral level.
- To makes connections between criticality in both research and teaching.
- To share arts-based research and action research methods as they inform passionate pilot studies.

SESSIONS**4:15 p.m. - 5:00 p.m.***continued***You Can't Spell "Trash" Without "Art"****Jordin Hartwig, SAIC Alumni**

Connections between psychology and climate change have rapidly developed in recent years. Scientists and psychologists are noticing global warming effects the human psyche just as much as it effects the environment. Art also effects the human psyche, and this curriculum focuses on analyzing what emotional effects global warming has on us and our students through developing works of art. This curriculum delves into several key notions: climate change has an psychological component, art is related to other disciplines, and materials have meaning.

Beyond STEAM: Engaging the Community in Critical Inquiry and Interactive Learning**Nick Hostert & Chris Sykora**

This session will focus on STEAM curricula that empowers students to bring dialogue, inquiry, and interactivity beyond the classroom and into the community to challenge social norms and produce impactful social change. We will explore collaborative projects in which students research the needs of their community, design and create interactive artworks integrating STEAM principles to address those needs, and publicly engage the community in dialogue. We will show how interdisciplinary, project-based, and collaborative learning provides educators the opportunity to shift from teaching content in isolated silos towards developing student skillsets in authentic, innovative processes.

Living Art Gallery!**Jennifer Wargin**

Technology allows us to take our art beyond the walls! Sometimes we passively view the art on the walls, assuming we understand what we are looking at and move along. Imagine an art gallery without the images? Students created an art gallery using only QR codes of varying shapes and sizes taking the art and opportunity to a new level. The gallery requires the viewer to interact with the art to see, hear, experience and even react to the art! Come see how it was done!

SPECIAL EVENT**5:30 p.m. - 9:00 p.m.****Friday Evening Gala**

You are invited to the

FRIDAY EVENING GALA

at the 2017 IAEA Conference!

Sponsored by Jack Richeson & Company


Jack Richeson
& Co., Inc.
Date: **December 1st, 2017**Time: **5:30 p.m. to 9:00 p.m.**Where: **Fox River Ballroom**

There is an new event this year at the 2017 IAEA Conference. After an exciting day of learning and connecting, **we invite all of our participants** to join us at the Friday Evening Gala! We will kick off the event with cocktail hour followed by dinner (included in your registration) and presentation of the 2017 IAEA awards.

Here are some exciting events that will be happening during the Gala:

- Exclusive Jack Richeson & Company experience
- Artisan Gallery - Members are welcomed to share and sell their artwork during this time.
- Silent Auction - Just wait and see what we have in store!
- Scholarship Raffle - Please consider creating and donating your art work to be raffled off for a great cause. All proceeds go towards student scholarships.
- Visit the Student Show and the Membership Show.
- We will be celebrating all the 2017 IAEA Award Winners, and honoring the Scholarships and Grant Winners.
- Meet Keynote Speakers Frank Juarez and Deborah Smith-Shank.
- Network with art education professionals and build your professional learning community.

We look forward to having you at this special and new event at our annual IAEA Conference. The Gala will be a great time to connect, celebrate, socialize, and enjoy! **See you there!**

Q-CENTER ST. CHARLES, ILLINOIS

EARLY BIRD REGISTRATION OPENS AUGUST 1



2017 Early Bird Registration Rates


(Earlybird rates available
August 1 through October 28, 2017)

IAEA Member Rates

	Earlybird	Onsite
Regular	\$199.00	\$229.00
Student	\$100.00	\$130.00
Retiree	\$120.00	\$150.00
Friend of IAEA	\$199.00	

Non-Member Rates

Regular:	\$249.00	\$279.00
Student	\$125.00	\$155.00
Retiree	\$155.00	\$185.00



Keynote Speaker Announced: **DEBORAH SMITH-SHANK**

Deborah L. Smith-Shank is a Professor and former Chair of the Department of Arts Administration, Education and Policy at The Ohio State University. She is Emeritus Professor of Art at Northern Illinois University. She has taught art at all levels, K-Higher Education. Her artwork is self-referential while she was trained as a painter, her current work primarily uses mixed-media. Her research is involved with material culture and social justice examined through semiotic and feminist lenses. She has published and presented her work nationally and internationally. She is Past-president of NAEA's Women's Caucus and LGBTQ Caucus, she served on the Executive Board of InSEA for over a decade and is currently President of the Semiotic Society of America. With Karen Keifer-Boyd, she was co-editor and founder of Visual Culture & Gender, an international, freely accessed, multimedia juried journal (<http://vcg.emitto.net/>).



Keynote Speaker Announced: **FRANK JUAREZ**

Frank Juarez is a gallery director, artist, published author, presenter, art educator, advocate, and community leader living and teaching in Sheboygan, Wisconsin. In 2005, he committed his life to expose, educate and engage others on the importance of experiencing and supporting the visual arts. Organizing local and regional art exhibitions, community art events, facilitating presentations, and supporting artists through professional development training workshops, use of social media and networking has placed him in the forefront of advancing and promoting local artists and attracting regional and national artists to interact, collaborate, network and exhibit in Wisconsin.

Juarez is the art department chair at Sheboygan North High School. He is actively involved in local, regional, state, and national arts organization such as the Wisconsin Art Education Association, and the National Art Education Association.

Frank Juarez will be offering a workshop titled "A Meditation in Movement: Exploring Space." Space will be limited! Register early to claim your spot. Registration opens August 1st.

Saturday - December 2, 2017**SPECIAL MEETING****7:00 a.m. - 7:45 a.m.****Conference Planning Meeting**

Come in your PJ's if you must, we want to hear from as many people as possible! Come share your comments, concerns and compliments with the conference planning team. We will discuss the 2018 Conference.

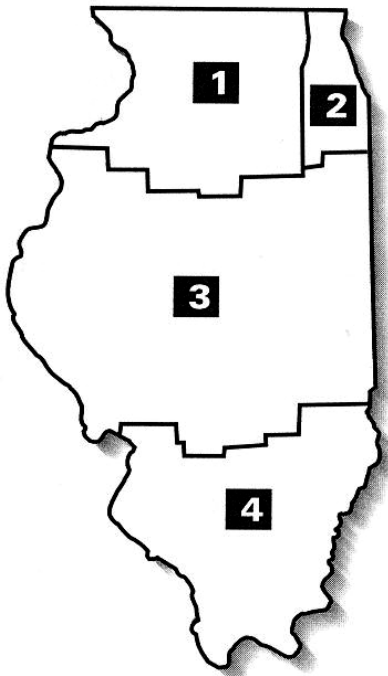
COUNCIL MEETINGS**8:00 a.m. - 8:45 a.m.****Breakfast With Councils**

Grab your breakfast and bring it to your council meeting. Signage will be provided to help determine your region. Everyone is encouraged to attend these important planning and sharing sessions. This is a chance to meet people in your part of the state, help plan regional events, and learn what events will be in your area in the coming year!

Northwest**Northeast****Central & South****IREA****Pre-Service/Student****KEYNOTE PRESENTATION****9:00 a.m. - 10:00 a.m.****Frank Juarez****SESSIONS****10:15 a.m. - 11:00 a.m.****Picture Books and the Emotional Lives of Children***Patricia Pelletier, Adjunct Associate Professor, Department of Art Education**With Jerry Stefl*

Patricia Pelletier and Jerry Stefl frame the work of their student teachers navigating the emotional lives of elementary students. The student teachers each present a lesson that evolved from a contemporary picture book focusing on emotional recognition and representation in a particular circumstance. Student teachers will show the children's art work resulting from teaching the lesson and the children's book that inspired it. Participants will come away with lesson ideas that have been tested and an annotated bibliography of children's books appropriate for the subject.

Illinois Art Education Association Regional Councils

**1. Northwest**

Boone, Bureau, Carroll, DeKalb, Grundy, Henry, JoDaviess, Kane, Kendall, LaSalle, Lee, Marshall, McHenry, Ogle, Putnam, Rock Island, Stark, Stephenson, Whiteside, Winnebago

2. Northeast

Cook, Dupage, Lake, Will

3. Central

Adams, Bond, Brown, Calhoun, Cass, Champaign, Christian, Clark, Coles, Cumberland, DeWeitt, Douglas, Edgar, Ford, Effingham, Fayette, Fulton, Greene, Hancock, Henderson, Iroquois, Jersey, Kankakee, Knox, Livingston, Logan, Macon, Macoupin, Mason, McDonough, McLean, Menard, Mercer, Montgomery, Morgan, Moultrie, Peoria, Pike, Piatt, Sangamon, Schuyler, Scott, Shelby, Tazewell, Vermillion, Warren, Woodford

4. South

Alexander, Clay, Clinton, Crawford, Edwards, Franklin, Gallatin, Hamilton, Hardin, Jackson, Jasper, Jefferson, Johnson, Lawrence, Marion, Madison, Massac, Monroe, Perry, Pope, Pulaski, Randolph, Richland, Saline, St. Clair, Union, Wabash, Wayne, Washington, White, Williamson

SESSIONS**10:15 a.m. - 11:00 a.m.***continued***Keynote Q&A with Frank Juarez**

In the Ballroom

Stay in the ballroom after the keynote and ask our speaker questions about his practices and projects.

Branding and Building a Bridge to a Badass AP 2-D/Studio Program! (Part II)Deanna Sortino, *Art Educator*

With John Zilewicz

This session will be the conclusion of our first session, Branding and Building a Bridge to a Badass AP 2-D/Studio Program! The session will touch on a variety of topics, but the focus will center on building a program from the ground up. Participants will receive information about lesson planning, portfolio building, summer work/intensives, critique, course sequencing, evaluation rubrics, exhibitions, and parent/community engagement. We will end the session with ways to build a brand and buzz about your program.

Graffiti – No Longer a TabooRandy Craig, *Junior High Art Instructor*

Graffiti has historically been seen as a subversive art form; however, in recent years it has become widely accepted in the mainstream art world. In this session we will examine the history of graffiti, commissioned and non-commissioned art, and how it can be used to create an engaging unit that is appropriate for middle school and/or high school. The session will focus on the incorporation of traditional drawing styles, mixed media, and graphic design digital tools to create graffiti style artwork that embody the principles and elements of art. We will discuss three different projects that can be taught independently of one another, or as a collective unit. The session will also cover graffiti artists and contemporary artists and how their work can be incorporated in the classroom to pique student interest. Participants will be shown student examples, and will be provided with handouts and resources.

What's New for Pre-Service at NAEA?Kelly Gross, *Higher Education*

With Jessica Burton

This session is designed to help connect pre-service art teacher to the national group of pre-service teachers. Students will learn about opportunities to present, connect, and attend at regional and national events.

National Art Honor Society 101Irene Thraen-Borowski, *High School Teacher*

With Sara Wentz

Have you heard about National Art Honor Society (NAHS) and wondered what it is? An entity of the National Art Education Association, NAHS is a nationally recognized art club available to middle school or high school age art students. But wait, there is so much more to it than that. In this break out session, presenters will explain the basics or starting and running a NAHS chapter, as well as how to personalize it to your needs. Highlighting their experiences, presenters will share concrete ideas and how being chapter sponsors has enriched their worth within their schools and the wider community. Ultimately, starting a NAHS chapter spreads art awareness and creates support for the arts. Join us for this fun, practical "how to" session.

Game Design as Art

Anne Perry-Wetzel

Integrating groupwork and design challenges has been a goal in this art teacher's practice for years. Game design encourages students to be thoughtful planners, creative thinkers, and team-players while employing a variety of other interdisciplinary skills. Materials are creatively sourced from donations, dumpster diving, and using up old stores of common materials. See how game design marries a wide array of subjects and skills in a 4 week unit while keeping students engaged during the last weeks of school! Preparatory materials and examples will be shared, leading into discussion and experimentation with the group.

WORKSHOPS**10:15 a.m. - 12:15 p.m.****Latin America: Art That Defies Borders**JoEllen Jacobs, *Elementary Art Educator, Gates Elementary, District 131, Aurora*

With Elementary Art Team East Aurora

25 Participants

Free

The diversity of Latin American art may seem difficult to define since it is so remarkably varied; But this diversity allows for multiple interpretations across the grade levels in the art room. The Elementary Art Team from East Aurora would like to inspire you with an assortment of Latin American art lessons designed to cross multiple grade levels. Various approaches to projects will be presented and participants will receive a complete booklet of corresponding lesson plans, as well as participate in a hands-on project.

WORKSHOPS**10:15 a.m. - 12:15 p.m.***continued***Alcohol Marker Rendering Basics****Matthew Brundage**

25 Participants

Free

Why use Alcohol markers in school? Alcohol markers are still required in many design fields in college. Professors complain that the incoming students do not have the basic drawing skills mastered or a knowledge of a variety of mediums. This means more time is spent teaching basics, and less time spent mastering and honing skills, unless students can spend additional (expensive) years in school. Students who show skill in hand-drawing are more likely to succeed in any creative field, versus students who focus only on computer illustration programs and have neglected hand drawing and coloring. Alcohol markers are still used by the top companies in the world for their design sketches. From Nike to Lucas Films, BMW to fashion design, students who wish to pursue a commercial art field with experience using markers will have an advantage over those without any prior practice. Learn tips and techniques on using refillable Copic Markers that you can pass on to your students.

**Surface Explorations****Becky Blaine, Retired Teacher**

15 Participants

\$ 5.00

Participants in this hands-on workshop will learn a variety of techniques that can be used for personal artwork such as creating journal covers and mixed media work. Processes can be adapted for different classroom levels, and student examples will be shared. Some techniques planned for the workshop include marbling, sumi gashi, fold and dye, mono printing and different types of resists. Supplies will be provided.

SESSIONS**11:15 a.m. - 12:00 p.m.****Painting for Peace in Ferguson Lesson****Jordan DeWilde, Elementary Art Educator**

Inspired by the children's book, "Painting for Peace in Ferguson," Mr. DeWilde created a collaborative art project about diversity and inclusion for his students based on the book. Each of his students, grades 3-6, created an individual square reflecting symbols of peace, love, respect and/or happiness. The squares were then assembled together, arranged by color, to create a large installation in our school. The completed installation was a great example of how each individual helps contribute to a unified whole. Mr. DeWilde will share more about his lesson and other examples of art responding to crisis.

Curriculum Mapping: Building Interdisciplinary Lessons using Common Core**Katrina Barge**

1) Purpose: To instruct teachers on how to create an interdisciplinary curriculum which aligns with the fine arts Common Core Objectives

2) Professional Learning Outcomes: Teachers will learn about how to brainstorm, plan, and build a curriculum map of content objectives for their students in a 4 quarter system. Teachers will also look at how they can create curriculums which connect to other subjects in social studies, language arts, music, theater, and dance.

3) Content that will be presented: How to create a successful curriculum map using units to help plan interdisciplinary lessons. I will introduce a step by step planning session for teachers of all disciplines K-12. During the beginning or the presentation teachers may digitally sign in and be sent all planning materials to be typed directly on and digitally referenced during planning and brainstorming, if they choose.

Who's at School? Class Project to Silkscreen a US flag**Lisa Evans, Teaching Associate, University Laboratory High School**

The US Flag is the format for a visualization of the multiple ethnicities and cultures of students at a public high school. In a typography unit, 2D Art students were asked to express their name in a font that reflected either their cultural background, or one they admired. One student, Ayat Jaber, suggested displaying their font research in the format of the US flag in response to issues in the news during 2017. Consequently, the red stripes of the flag were replaced with red lettering to display the students' typographical selections. Attendees to this session will hear about our process to create the flag. Students utilized basic geometry to scale the flag, researched fonts, created silhouettes of their name, cut vinyl patterns, and learned basic silkscreening. The result is a celebration of our cultural and ethnic diversity and the power of visual art. This is a project that can be customized to suit different situations.

2016 IAEA Award Winner Showcase**Karen Popovich, Vice President IAEA/ High School Art Instructor**

The 2016 Award Winners will have the opportunity to share exemplary practices and share the wonderful things that have been happening in their classroom. Please come celebrate the achievements of our award winners.

SESSIONS**11:15 a.m. - 12:00 p.m.**
*continued***Media Mash-Up: When High School Students “Talk Back” to the News****Anna Bosy**, *Preservice Teacher*

In early 2017 I conducted action research for my Master of Arts in Teaching thesis for the School of the Art Institute of Chicago. I created curriculum that supported 68 International Baccalaureate junior students in making sense of and responding to news stories. My fieldwork took place over eight weeks in a public high school on Chicago's southwest side serving a predominantly Latinx student body. Lesson 1 began by juxtaposing, analyzing, and altering newspaper clippings' headlines and images. In Lesson 2, students rendered their opinions and questions by drawing on newspaper front pages. Lesson 3 concluded with linoleum block prints that came from selecting and scrambling Lesson 2's newspaper drawings to make them relate and “talk back” to other stories within the same front page. As we concluded the curricular investigation of news, students told me that our work together allowed them to cope analytically and emotionally with the then-current torrents of news.

There Is No Spoon: Moving Beyond Code to Explore Software in the Art Classroom**Nicholas Leonard**, *Doctoral Student*

Come learn how to challenge the status quo of software programs to unlock new creative potentials. Explore a new media artist perspective into using technology for artistic production. Examples provided for classroom use and questions welcome!

WORKSHOP**11:15 a.m. - 12:15 p.m.****Art Integration That Works****Mary Haddad**, *Art Teacher*

25 Participants

\$25.00

I will show different art integration projects that have been created – including large scale mosaics and installations. I will give examples of art projects integrated with math, science, literacy and writing. I will give examples of schedules for administrators to make art integration work, outlines for collaborating classroom teachers on art integration responsibilities and what to expect, outlines on how to communicate effectively with collaborating teachers, how to develop projects, how to document, how to plan with collaborating teachers, exhibition ideas, family involvement and collaboration with artist and other cultural institutions. I will show how to communicate with administration to promote scheduling for art integration so they are aware of how the time is used. I will give examples of how to celebrate learning through culminating activities that include the school community. I will review the importance of documentation and how it promotes and sustains art programs.

12:00 noon - 1:00 p.m.**Lunch****SESSIONS****1:00 p.m. - 1:45 p.m.****Challenging Stereotypes by Examining the Art of Henry Darger, Lorna Simpson and Arturo Herrera****Margaret Koreman**, *Art Teacher K-8, Franklin Fine Arts Center*With **Janani Nathan**

Explore how and why we create stereotypes in this interactive session. Images by Henry Darger, Arturo Herrera, and Lorna Simpson help uncover how an artist's experience and perspective shapes collective thinking on beauty, gender, roles within families, and the fundamental struggle of good and evil. Appropriating images from coloring books, comics, media and film builds upon a shared visual vocabulary to help students formulate their own messages around these critical themes.

RAVEducation**Jilian Reints**, *Art Educator*

This session will define and show applicable ways to promote risk-taking behaviors, develop agency, and promote student voice in the art studio. We will put an end to white paper paralyses and awaken our students drive to create!

Teaching Social Justice through Graffiti Art**Dr. Sherry Abdelhadi**, *Elementary Art Educator*

During this session participants will explore a variety of ways in which art teachers can teach difficult social justice topics through a graffiti art unit. This unit is designed for 8th grade students but can be adapted for higher grades. Handouts will be provided.

The Wonderful World of Fractals Made Digitally**Kevin Fogelson**, *Middle School Graphic Arts Teacher*

Fractals, otherwise known as the DNA of nature, allow artist to incorporate its many patterns in an opportunity to imitate nature. Following an introduction of defining a fractal, members will receive various resources (websites, DVD titles, and more) and a demonstration of a variety of researched user-friendly fractal generating software (iPad and Windows platforms).

OFFSITE WORKSHOPS
1:00 p.m. - 3:00 p.m.**Live Figure Drawing****Water Street Studios, 160 S. Water Street in Batavia, IL**

10 Participants

\$10.00

Have the opportunity to have the space, time, and supplies to create! During this session you will have artistic freedom and time to practice your figure drawing skills. A live model will come to this private studio session. Supplies are included in the fee. Attendees can also tour the galleries and artists' studios at their leisure.

Open 2-D Drawing Session**Water Street Studios, 160 S. Water Street in Batavia, IL**

30 Participants

\$10.00

Have the opportunity to have the space, time, and supplies to create! During this session you will have the opportunity to set up your still-life compositions in the large gallery space when you enter the Water Street Studios main gallery. You will be surrounded by the artwork that will be on display during the month. There will be a variety of drawing materials for you to work with as well as objects to help in inspiring your work and time to create. Supplies are included in the fee. Attendees can also tour the galleries and artists' studios at their leisure.

NOTE: Transportation is not provided for the offsite workshops at Water Street Studios.

WORKSHOPS
1:00 p.m. - 3:00 p.m.**Drawing as Experience****Lynda Monick-Isenberg, MCAD****With Kris Musto & John Zilewicz**

25 Participants Free

Drawing is like no other art form. It gives us a common language for communication, offers material strength to ideas, and is accessible to all who can make a mark. It is not a talent but a learned skill that connects us with seeing and thinking, object and concept, observation and invention, materiality and vision. This workshop presents drawing strategies that extend the mind and spirit and promote respect for looking and thinking. Pairing a reflective protocol with acts of drawing we will investigate what we know, what we see, and how we think. Participants will come away with personal drawing experience and drawing techniques and strategies to bring back to their classroom practice. Led by MCAD Fine Arts Faculty Lynda Monick-Isenberg and sponsored by the Minneapolis College of Art and Design.

**Embellishing Your Fiber Art Work****Natasha Lehrer Lewis, Esther's Place**

25 Participants Free

This is a follow-up to last year's "Think Big Fiber Art Installation" class, in which a large ocean-themed wall hanging was made with nuno felting. Each participant created a fish on a oceanic background. We'll spend this class delving into sewing, stitching, beading and embellishing techniques shared by participants. The final piece will be donated back to IAEA. The piece from 2015 was raffled off at NAEA in Chicago last year.

**Cool Colorful Cactus****Tim McPherson, Mayco Colors**

25 Participants Free

Imagine the excitement your students will share when you tell them about an interesting technique that beautifully blends a mix of colorful glazes without the use of a brush. In this class project, students will learn the process of using paper to create a positive space stencil to paint a cactus design with a brush; effortlessly apply background colors without a brush; and how use the negative space from the stencil to add texture to the cactus with Mayco's Designer Stamps. Join us for this exciting hands-on workshop that incorporates a collection of application techniques in combination with Mayco's bold, Stroke & Coat® glazes to create a unique cactus design with the vibrant colors of the desert sky in the background.

**Vendor TBA**

TBA

**Design Thinking Mindset****Rich Stachon**

25 Participants Free

This 90 minute hands-on Workshop will focus on Design Thinking and how you can use this mindset in your classroom. Through Design Thinking, participants will redesign a product with easy-to-use 3D CAD tools. Please bring a fully charged laptop to the workshop. The session room will become a workroom for 30 minutes following the workshop to allow participants more time to hone skills.

WORKSHOPS

1:00 p.m. - 3:00 p.m.
continued

**A Meditation in Movement: Exploring Space**

Frank Juarez, Keynote Speaker

20 Participants

Free

A Meditation in Movement: Exploring Space is influenced by the work of Midwest Artist Studios Project artist, Jessica Anderson. In this workshop participants will be engaged in a performance art piece focusing on drawing and meditation. These drawings can be presented as individual works or as a collaborative piece.

SESSION

1:00 p.m. - 3:00 p.m.

Pre-Service Roundtables

Kelly Gross, Higher Education

SESSIONS

2:00 p.m. - 2:45 p.m.

Self-Taught Art: A Catalyst for Transformative Classroom Experiences

Jerry Stefl, Adjunct Associate Professor, Department of Art Education, The School of the Art Institute of Chicago
With **Melissa Smith & Joel Javier**

Panelists for this presentation will explore curricular designs using self-taught art as a catalyst for interdisciplinary lesson development. Drawing on teacher's lessons from Intuit: The Center for Intuitive and Outsider Art's Teacher Fellowship Program, a yearlong museum-based professional development series, participants will gain an understanding of the selftaught art genre as a positive source for transformative art making. Panelists will illustrate how these curricular examples make self-taught art accessible to students by empowering them with an understanding and respect for this marginalized population of artists.

iPad Animation iDeas that Teach Concepts Dynamically

Tricia Fuglestad, K-5 Visual Art Teacher

Adding iPad animation lessons to your curriculum gives your students the opportunity to explore art concepts digitally, differently and dynamically. I will share over 30 ideas that will energize your students, extend learning from physical to digital, and expand your art program to offer more media arts experiences. All my lesson ideas, tutorials, examples, and instructions will be made available for you.

How to Create a Truly Engaged Middle Level Classroom: Extended Social Issues Based Lessons

Dr. Kryssi Staikidis, Associate Professor Art and Design Education

With **Alison Sunseri, Joe Zimka & Britney Thomas**

Ways to create extended lessons in an edTPA format focused on social issues and contemporary artists in your Middle School art curricula are explored. Teacher lesson plans and student art works are presented. The creation of issues-based interdisciplinary lessons in your classroom are described.

Art Abilities and Adaptations: Opening Doors to Artists with Physical Limitations

Stacey Zerrusen, Scott Deters & Cindy Deters

Scott Deters is an artist who has struggled to unleash his creativity due to limited gross and fine motor skills due to his cerebral palsy. He has developed a technique using a laser and multiple yes or no questions to create one of a kind abstract artwork. He has artwork displayed in homes across the United States and has presented numerous times in Missouri and Illinois to inspire and encourage other individuals to find their own technique for self-expression. After presenting with her brother, Stacey decided there was a lesson for students of all abilities that could be utilized. She has created 12 art challenges for students to test, ranging from finding a way to express yourself when you have lost your eyesight, to creating a group project with someone who has hearing loss. Students will gain a new self awareness and empathy through this lesson, allowing them to relate to other individuals in their school and community.

SESSIONS

3:15 p.m. - 4:00 p.m.

The Artist Mindset: Skills Can Be Developed, Artist Qualities Are a Mindset

Camille Strode, Elementary/Middle Art Educator, Thomas Metcalf Laboratory school

How do we honor students' individuality and teach them artist qualities that further develop their skills? Take a journey as I share my travels to New Zealand and Australia. Explore a school in New Zealand that emphasizes teaching "learner qualities" to help students become better learners and two schools in Australia that have an effective, progressive, and authentic approach to teaching art! We will focus on the "Artist Mindset" and how to nurture and feed that mindset in students. We will explore variables that may influence mindset, such as room environment, lesson development, administration/teacher/student cultures, and curriculum balance. We will look at how these schools build student autonomy, confidence, and independence as well as explore pathways of learning, conceptual frameworks, and syllabi shared from the schools, including the Aussie approach to sketchbooks, The Visual Arts Diary, and the integral part this plays in students' artistic development.

SESSIONS**3:15 p.m. - 4:00 p.m.***continued***SHOW Me What You've Learned! Chromebook Apps in the Art Room!****Erik Bostrom**, *Visual Art Teacher, Eisenhower Junior High School, Junior High Visual Art Department Field Leader*
With **Michele Banks, Michael Coy, Kyle Meyer & Alex Polanco**

This session will cover topics regarding how students can visually present their learning using the Chromebook and various Apps. These techniques could be used to enhance the art room learning environment and enhance assessments for individuals or group projects. We will discuss creating a portfolio/slideshow of visual and textual work in products such as Google Slides, or Emaze as well as using Google Classroom and other Google products to assess and represent learning and growth. Also, students could supplement classwork or produce digital art work utilizing Apps such as Canva, Sketchpad, Pixlr, Photor, Google Drawing, Lucidpress, Animoto etc. independently or collaboratively. Not only can these apps be used in the art classroom, but they certainly can be used in a cross-curricular manner. Having students express themselves and their learning digitally during or at the end of a unit will make any classroom a more creative and productive environment. Bring laptops/Chromebook to follow!

Can you Rock the Runway?**Dawn Zalkus**, *Art Teacher, Batavia High School*

BHS Rock the Runway started as a small wearable art fashion show presented in my classroom featuring nine student designers. Eight years later it has changed the culture of our sculpture program and brought more student viewership to art. The show has grown to support 35 designers and over 700 viewers. It has given a voice to students who would have previously been lost and grown two feeder programs at the elementary and middle school levels. BHS RTR is a wearable art fashion show that challenges students to create with anything other than fabric and think outside the box in regards to what we consider fashion. Join me to learn about the show, see how my students begin alternative garment construction, and hear how you might start your own program, or how your students might participate in BHS Rock the Runway as it becomes a high school invitational this year.

Independent/Private School Art Teacher Forum**Kristen Peck**, *Pre-K - 8th Art Educator at Saint Clement School, Chicago*

Do you teach at an independent, charter, parochial, or private school? Would you like to meet others who share some of the same circumstances unique to this category of school teachers? Build your professional learning network in a moderated meet and greet. Share struggles and successes in a discussion format. Walk away with fresh ideas and new contacts!

WORKSHOPS**3:15 p.m. - 4:15 p.m.****Creating SciART Educational Content****Filippa Christofalou**, *SciART Content Creator*With **Taylor Poulin**

20 Participants

Free

Are there any boundaries between Art and Science? How can we create seamless, inspiring content for students that explores these fields together? In this hands-on, highly interactive, and engaging workshop, participants will take part in a segment of the SciART experience NOT YOUR AVERAGE TOUR, a unique experience that unites the history and philosophy of science with some of the well-known public sculptures in Chicago's downtown Loop neighborhood. Guided by the instructor, participants will break down the process of making content that blends Science and Art, learning about the goals of this project and the steps the creators followed to develop it. The objective of this workshop is to help educators understand how to incorporate science into conversations about works of art.

**Exquisite Corpse – Cultivating Creative Process in your Art Room****Lisa Stisser**, *Art Instructor, Kewanee Schools*

25 Participants

\$5.00

Looking for ways to help your students work collaboratively and build the community in your art room? Learn how to help your students tap into their spontaneous creativity and develop their initial reactions into interesting and engaging artworks. In this hands on workshop you will collaborate with some new friends and play a familiar drawing parlor game favored by the Surrealists. Easily adaptable to any age. No actual corpses exquisite or grotesque will be present.

**WORKSHOPS****3:15 p.m. - 5:15 p.m.****Pet Portraits****Debra Cleary**, *Junior High and High School Art Educator*

25 Participants

\$5.00

Pet/Animal Portrait lesson. Hands on workshop. Participants will learn about various artists that create animal portraits. Participants will create an animal portrait on watercolor paper and use watercolor pencils to add color, pattern, and dimension to their animal portrait.

WORKSHOPS

3:15 p.m. - 5:15 p.m.
continued

**Photography Inspiring Architecture**

Karl Wallick, *Professor*

With **Erica Chappellear**

25 Participants

Free

This hands-on activity will encourage the use of your smart phone camera to create a kit-of-parts model. The lesson could be easily expanded in the classroom with a pre and post activity giving students tools to see positive and negative spaces to begin an architectural design process.

Exploring 3D Design: Paper Form Lights

Molly Noyes, *Senior Admissions Counselor*

With **John Zilewicz**

25 Participants

\$5.00

This workshop will explore the pillars of form, function, and materiality. Participants will be challenged to transform a modest sheet of paper into an innovative table lamp or ceiling light. Paper folding and cutting techniques will be introduced and implemented in the construction of final designs.

**Adobe After Effects Made Easy- An Intro**

Nicholas Hostert & Justin Bickus

25 Participants

\$5.00

You will create an animated motion graphic while learning the basics of Adobe After Effects in this hands-on workshop. After Effects is a powerful and sometimes daunting program, but with a little guidance you will see how easy it is to bring text and graphics to life to create captivating animated graphics. Bring your laptop with a trial (or licensed version) of Adobe After Effects installed, available as part of the Adobe CC package. You will leave with a completed project, and lesson resources will be shared.

**SESSIONS**

4:15 p.m. - 5:00 p.m

Teaching with Contemporary Art 2

Judith Briggs, *Associate Professor of Art Education*

With **Katie Barko**, **McKenzie Bigliuzzi**, **Mary Beth Breshears** & **Maxx Sentowski**

Theaster Gates' projects, Annette Messager's photo installations, Heather Hansen's performances, and Jen Stark's colorful mixed media work were the source of exciting and diverse lesson units taught to secondary school students in Central Illinois schools. Learn about the artists' work, receive digital lesson materials including Power Points, artist handouts, unit plans, rubrics, and examples of student work. Presenters will share questions asked about the artists' work that stimulated student discussion, writing, and art making. Presenters will identify ways in which students can connect with contemporary artists' work to create new ways of thinking about the world around them.

Ukulele and Rhythmic Fun!



Frank Bush, *Secondary Art Educator, Henry-Senachwine High School*

This presentation is on how the art curriculum can be enhanced with the introduction of musical instruments as a matrix for creativity and design. Participants will learn techniques and come away from the presentation with lesson plans and resources on how to obtain Ukulele building kits and ideas for Djembe style drums made from low-fire clay. This is a cross curricular unit combining IT, Music and the Visual Arts.

Art on a Cart: How to Make it Work

Katrina Barge, *Visual Arts Teacher (PreK-8)/Higher Ed*

- 1) Purpose: To inform and support successful ways to begin and maintain a mobile art program (art on a cart.)
- 2) Professional Learning Outcomes: Teachers will hear about my personal solutions to starting a bare bones art program from scratch, how to maintain it, and how to fund it. Teachers will have time to ask questions about their own programs and brainstorm solutions.
- 3) Content that will be presented: I will explain how I have started and maintained Art on a Cart programs with minimal support.
I will inform teachers on:
 - 1) The basics to beginning an art on a cart program from scratch
 - 2) What you would need from administrators and how to get it
 - 3) How to organize and transport your materials for successful mobility
 - 4) How to continue your program with grants, fundraisers, and support from the community.



IAEA Board of Directors

IAEA MISSION STATEMENT

Whereas, Art plays a significant and vital role in our culture, economy and the education of our children, it is the mission of the Illinois Art Education Association to provide leadership for the advancement of excellence in art education.

Providing support, direction and advocacy for quality art education
 Providing professional development for the pursuit of knowledge, skills and content in the making and teaching of art
 Encouraging innovation, research and reform
 Networking within the arts and with other organizations
 Encouraging membership, leadership and efficiency of the organization's operation

Board of Directors:

President

Theresa McGee
 IAEAPresident@ilaea.org

Past President

Joan Mills
 PastPresident@ilaea.org

State Vice President

Karen Popovich
 VicePresident@ilaea.org

State Secretary

Jeanett Thompson
 Secretary@ilaea.org

IAEA Business Manager

Nick Hostert
 638 S. Vail Avenue
 Arlington Heights, IL 60005
 BusinessManager@ilaea.org
 Phone: 312.835.0665

Council Vice Presidents:

NE Council

John Zilewicz
 Niles West High School
 Phone: 847.626.2632
 NortheastVP@ilaea.org

NW Council

Rebecca Hubbs
 NorthwestVP@ilaea.org

Central Council

Frank Bush
 CentralVP@ilaea.org

South Council

Josh Shearer
 500 N 12th Street
 Herrin, IL 62948
 Phone: 217.549.0549
 SouthernVP@ilaea.org

Council Treasurers:

NE Council

Matt Winkelman
 NETreasurer@ilaea.org

NW Council

Donna Davis
 NWtreasurer@ilaea.org

Central Council

Stacey Gross
 CentralTreasurer@ilaea.org

South Council

Jeremy Crawford
 SouthernTreasurer@ilaea.org

Council Secretaries:

NE Council

Kay Silva
 NEsecretary@ilaea.org

NW Council

Michael Skura
 NWsecretary@ilaea.org

Central Council

Carol-Lynn Comparetto
 CentralSecretary@ilaea.org

Southern Council

Kathleen Frye
 SouthernSecretary@ilaea.org

State Coordinators:

Membership Coordinator

Colette Rinn
 4119 Franklin Avenue
 Western Springs, IL 60558
 Phone: 708.246.1826
 Membership@ilaea.org

IRAE Co-Chairs

Kathryn Hillyer
 Anne Becker
 IRAE@ilaea.org

Student Advisor

Kelly Gross
 StudentAdvisor@ilaea.org

Museum Liaison

Corinne Rose
 Museums@ilaea.org

Student Art Show Coordinator

Susan Tiemstra
 StudentShow@ilaea.org

Youth Art Month Coordinator

Angi Golden
 YouthArt@ilaea.org

Advocacy Advisor

Christopher Sykora
 Advocacy@ilaea.org

CPS Liaison

Ross Roadruck
 cps@ilaea.org

Exhibitions Coordinator

Gina Szulkowski
 Exhibitions@ilaea.org

MOSAIC Editor

Jennifer M. Baker
 MOSAIC@ilaea.org

Publications Coordinator

Carolina Arroyave
 Publications@ilaea.org

Electronic Editor

Kevin Fogelson
 Website@ilaea.org

Poster Coordinator

Joanna Angelopoulos
 Posters@ilaea.org

Conference Coordinators

Jen Baker
 Eryn Blaser
 Melissa Righter
 Conference@ilaea.org

Vendors and Advertising Coordinator



Jennifer M. Baker
 Vendors@ilaea.org

IAEA Student Scholarship Raffle Coordinator

Kimberly Butts
 kimberly.butts@gmail.com
 Phone: 847.340.3396

Conference Registrar

Melissa Righter
 Registrar@ilaea.org



Members who are interested in becoming more involved in professional association affairs should contact their Regional Vice President.

