

# One-Point Perspective

## Visual Art Grade 7 Performance Task

**Student Name:** \_\_\_\_\_

**Student ID:** \_\_\_\_\_

**School:** \_\_\_\_\_

**Teacher Name:** \_\_\_\_\_

### Task Description

#### **Task Overview**

Today you will illustrate the components of one-point perspective. You will explain how artists use one-point perspective to create optical illusions in 2 dimensional drawings. Next you will demonstrate your understanding of one-point perspective by creating a composition.

#### **Directions**

- There are three parts to this activity
- Use only the paper and pencils provided to you for the activity.
- Please follow your teacher's instructions as they describe the activity and when to move on to the next part.
- The teacher will read the task as you read along.
- The teacher cannot answer any questions.
- You will complete the activity in 30 minutes.
- In Part I, you will convert a shape into a form.
- In Part II, you will identify and describe how artists use one point perspective in an image.
- In Part III, you will create a landscape drawing in one point perspective with specific criteria.

#### **Materials**

- Two sharpened pencils with erasers and a straight edge or ruler.

# One-Point Perspective


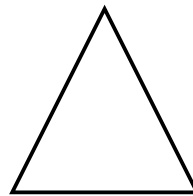
## Visual Art Grade 7 Performance Task

### Task Activity

---

#### Part I: Converting a Shape to a Form

1. Choose **one** of the following shapes to convert into a 3-Dimensional form using one-point perspective. Use a straight edge or ruler to draw your lines.

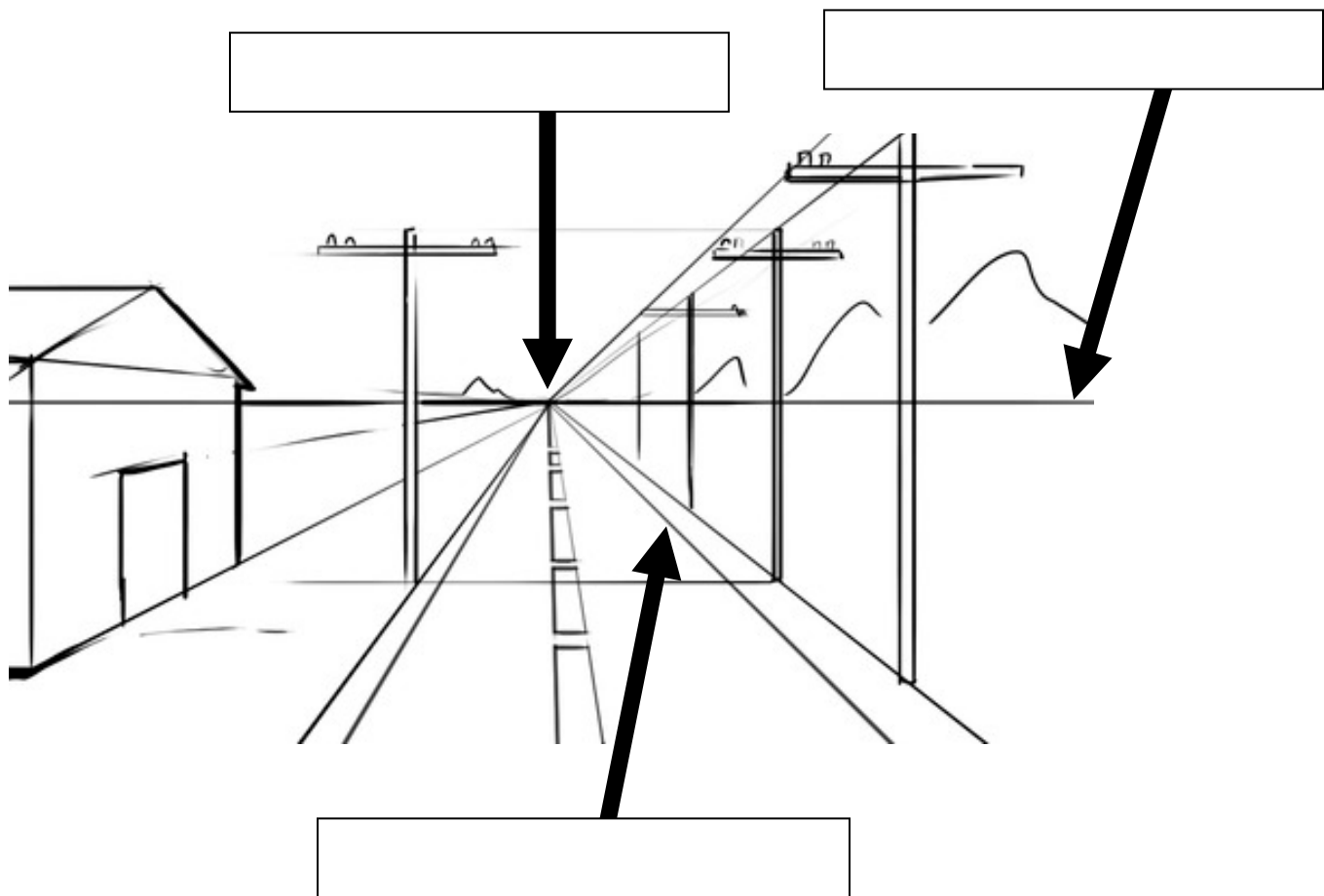


# One-Point Perspective

## Visual Art Grade 7 Performance Task

### Part II: Identify and Describe

2. Label the **vanishing point**, **horizon line** and **converging lines** in the illustration.



3. The artist used a vanishing point, a horizon line, and converging lines to create depth in the illustration. Describe 3 different ways the artist created the illusion of depth in the illustration above?

1 \_\_\_\_\_

2 \_\_\_\_\_

3 \_\_\_\_\_

# One-Point Perspective

## Visual Art Grade 7 Performance Task

### Part III: Creating a landscape drawing in one point perspective.

4. Using your straight edge or ruler, draw an **original** landscape in one-point perspective that includes the following:

- Horizon Line
- Vanishing Point
- One road
- At least three light posts
- At least one building or house

