



Illinois Art
Education
Association

71st Annual
Conference Preview
November 21-23, 2019

The Q Center
St. Charles, Illinois

2019 CONFERENCE REGISTRATION

EARLY BIRD REGISTRATION RATES AVAILABLE NOW

AUGUST 1 - OCTOBER 1, 2019

Participant Type	Earlybird Online 8/1 - 10/1	Late Online 10/2 - 11/8
Regular Member	\$209.00	\$239.00
Retired Member	\$130.00	\$160.00
Student Member	\$100.00	\$130.00
Friend of IAEA	\$209.00	\$239.00
Regular Non-Member	\$259.00	\$289.00
Retired Non-Member	\$155.00	\$185.00
Student Non-Member	\$115.00	\$145.00

* NO ONSITE REGISTRATION

PAYMENT OPTIONS

- Credit Card – online payment.
- Check or Money Order CAN be sent after completing your online registration, but if it is not received within 14 days you may lose your spot in any workshops.
- All checks must be received by the start of the conference.
- Purchase Orders are not accepted.
- If you have questions about your Early Bird registration, contact Melissa Righter at: registrar@ilaea.org.

WHAT IF I NEED TO CANCEL MY CONFERENCE REGISTRATION?

If you must cancel your Early Bird conference registration, you must submit your request **in writing (i.e. email) to Conference Registrar Melissa Righter by October 31st, 2019.** A \$50.00 cancellation fee will be applied to your refund. **After November 1st, 2019, no refunds are accepted,** but you can authorize in writing to have a colleague attend in your place. Email cancellation requests to: registrar@ilaea.org. Workshop fees are final and not refunded unless IAEA cancels a workshop. Allow 4-6 weeks after the conference to receive an authorized refund.



PRE-CONFERENCE EVENT:
THURSDAY NOVEMBER 21ST, 2019 (2:00-4:00)

ESTHER'S PLACE

201 W. GALENA ST. (RT 30), BOX 185, BIG ROCK, IL

FARM AND FIBER FIELD DAY!

Natasha Lehrner Lewise, *Fiber Artist and Educator*

Join the magic of Esther's Place as you meet the sheep behind the art, create your very own needle felted pumpkin and enjoy hot apple cider and goodies. It's a very special chance to see the studio and farm and to be inspired by the wonderful world of fiber art!

You can register for this workshop starting August 1st.

Limited Space Available, \$20.00 per person

www.esthersplacefibers.com

www.natashalehrnerlewis.com

Facebook: Esther's Place/ Big Rock Organics

Instagram: [@esthersplacefibers](https://www.instagram.com/esthersplacefibers)

[@bigrockorganic](https://www.instagram.com/bigrockorganic)



Helpful Hints for a Faster Check-in:

- Register with YOUR name and member information. If your school is completing your registration, make sure they have your correct member information.
- Renew your membership before attending the conference (if it will expire).
- Print your electronic receipts and bring them in the event of an error.
- Check-in Thursday if possible – the lines are shorter!

CONFERENCE OVERVIEW

Thursday, November 21

2:00 pm - 4:00 pm	Pre-Conference, Esther's Place
4:00 pm - 7:00 pm	Check-In (no on-site registration)
7:00 pm - 9:00 pm	Early Bird Reception <i>Sponsored by Blick Art Materials</i>

Friday, November 22

7:00 am - 5:00 pm	Check-In (no on-site registration)
7:00 am - 8:30 am	Nourishment Hub
8:00 am - 12:30 pm	Vendors
8:15 am - 9:00 am	Keynote Kick-Off
2:30 pm - 5:30 pm	Vendors
4:30 pm - 8:00 pm	Artisan's Gallery
5:00 pm - 10:00 pm	Awards & Gala Dinner with Artisan's Gallery, Silent Auction & Scholarship Raffle <i>(winners announced via text or phone call by Saturday)</i>

Saturday, November 23

7:00 am - 12:00 pm	Check-In (no on-site registration)
7:00 am - 8:30 am	Nourishment Hub
8:00 am - 12:00 pm	Vendors

YOUR REGISTRATION INCLUDES

- Access to more than 100+ sessions and workshops (Friday & Saturday). Workshops may require an additional materials fee.
- Vendor Hall (Friday & Saturday)
- 15+PDH hours
- 2 Receptions (Thursday and Friday)
- Nourishment Hubs
- Lunch (Friday & Saturday)
- Gala Dinner (Friday Evening)



FUN NEW ACTIVITIES FOR THIS YEAR INCLUDE:

- Pop- Up Sessions
- Kick Start Day with Yoga
- Networking Room
- Creative Collaborative Space
- Elementary, Middle School, and High School Carousels

CONFERENCE COMMITTEE

Conference Coordinators

Melissa Righter & Eryn Blaser
Conference@ilaea.org

Professional Development

Joan Mills
prodev@ilaea.org

Early Bird Registration

Melissa Righter
registrar@ilaea.org

Vendors Coordinator

Heather Kostal
vendors@ilaea.org

IAEA Member Show

Stacey Gross
exhibitions@ilaea.org

IAEA Student Show

Susan Tiemstra
studentshow@ilaea.org

Conference Proposals

Eryn Blaser
proposals@ilaea.org

IAEA Membership Coordinator

MacKenzie Powell
membership@ilaea.org

IAEA Website Manager

Theresa McGee
website@ilaea.org

IAEA Awards

Chris Grodoski
vicepresident@ilaea.org

Student Volunteers

Ailysh Cooper
studentadvisor@ilaea.org

DISCLAIMER: The conference schedule and sessions are subject to change. A final conference program will be issued at the time of the conference. Be on the lookout for a Conference App as well!

CALLING ALL ARTISTS: MEMBERSHIP ART SHOW!

Summer vacation is the perfect time to recharge and connect with why we became art teachers in the first place – our love of making art. Each year IAEA celebrates its artist-educators in a special exhibition at the state conference. All IAEA members have the opportunity to display their own artwork in a Pop-Up Exhibition and Electronic Art Show, so start creating!

For the Electronic Art Show, members can submit 1-3 pieces of art (completed within the past three years) that will be projected throughout the conference and on the IAEA webpage. Members may select one piece (from the three) to bring for display in a special Pop-Up Exhibition at the conference. All submissions are due by **Nov. 1, 2019**.

NEW FOR 2019: NO ENTRY FEE! JURIED CASH PRIZES!!!

Prizes will be awarded for 1st, 2nd, 3rd, and Honorable Mentions from the works submitted. Good luck and we look forward to seeing everyone's work!

Guidelines for Entries

(Electronic Member Show)

- Submitting teachers must be current members of IAEA and membership must remain current through the following year.
- Work may be in any media, as long as it is original and not copied from any published source.
- Work is submitted in JPEG format on the IAEA website.
- Artwork images should have a file name with your last name, first name, and a number. Example: JonesSam1.jpeg
- Uploaded files should not exceed 5MB.
- Up to 3 images of artwork can be submitted to the Electronic Art Show.
- Artists will provide the following information for each piece: title, medium, year and dimensions.
- Artists will be notified via email if their work has been selected shortly after the entry deadline.



Guidelines for Entries

(Pop-Up Exhibition)

- One of the 3 submitted artworks may be included in the Pop-Up Exhibition.
- Do not submit this image separately, but instead indicate your participation in the Pop-Up Exhibition when uploading images for the Electronic Art Show.
- Artwork for the Pop-Up exhibition will be displayed on an easel (2-D pieces) or table (3-D pieces) – please make sure work is able to safely be exhibited!
- The physical artwork will be on display for the duration of the conference. If you need to leave early, you may take your work.
- IAEA is not responsible for artwork that is not picked up by the artist.

To enter or learn more, please visit: <https://ilaea.org/member-show/>

If you have further questions regarding the show, please email

Stacey Gross at: exhibitions@ilaea.org

Overnight Accommodations Are Now Available for the 2019 IAEA Conference at The Q Center

Make Your Reservation Today!



THE Q CENTER

1405 N 5th Ave., St. Charles | (630) 377-3100

Please make sure you take a look at the different room options as they differ from traditional hotel options.



Standard Guestroom

Max Single Occupancy - \$63 per night + tax



Executive Guestroom

Max Double Occupancy - \$115 per night + tax
** \$25 sharing fee

**CLICK HERE TO
BOOK YOUR ROOM TODAY!**

CANCEL POLICY

No shows and reservations canceled after Thursday, October 31, 2019 will be charged in full by the Q Center to the guest credit card provided. All credit cards will be charged in full on Monday, November 18, 2019

71ST ANNUAL FALL IAEA CONFERENCE THE Q CENTER ST. CHARLES, ILLINOIS

FRIDAY KEYNOTE SPEAKERS : JAZZ OCCURRENCE



LEWIS ACHENBACH

Artist Lewis Achenbach is pioneering new realities by practicing the discipline of documenting live performances, specifically creative music, jazz, contemporary classical, ambient and experimental endeavors. Lewis creates on-site, in-venue artworks that capture the frequency in the room. This practice has put Achenbach on a path of spiritual discovery that he shares through his formal Jazz Occurrence Project. JazzO (for short) is a marriage of the sonic arts and visual arts, when the audience is invited into a site specific happening of artistic creation (the band plays and Lewis paints the music). Acrylics on canvas, pastels on wood cradle and projected digital are his media/medium.

Lewis moved to NYC at 18, worked for Michael Sporn Animation Studios after graduating from NYU Tisch School of

the Arts, moved to the Chicago Suburbs and has been creating live arts since 2012. A drummer once said, "you paint like I play."

Lewis was the resident visual artist for the Jazz Institute's XIIV Made In Chicago Festival (Poznan Poland) 2017 and has worked with institutions MCA Chicago, the Art Institute of Chicago, Hyde Park Jazz Society, NYC Winter Jazz Festival 2019. He has been written about by Howard Reich in the Tribune, Izzy Yellin In Downbeat and Neil Tesser in JAZZIZ magazine.

GREG WARD

Greg Ward is a saxophonist and composer who was born in Peoria, IL. Currently based in the NYC-area, Ward has had the opportunity to perform and record with a varied group of artists like Prefuse 73, Lupe Fiasco, Tortoise, William Parker, Andrew D'Angelo, and Mike Reed.

After graduating from NIU in 2004 with a degree in Jazz Studies/Saxophone Performance, Ward moved to Chicago and took advantage of every opportunity that was offered to him. Composing two pieces for the International Contemporary Ensemble, performing a quartet composition for the Chicago Symphony Orchestra's Chamber Music Series, composing Wings for the Peoria Ballet Company, and being commissioned by the Jazz Institute of Chicago for a new composition, which was performed at the Chicago Jazz Festival in 2009, are just a few of the many experiences that shaped Ward during his years in Chicago.

In 2009, Ward decided to move to New York City. Almost immediately after he arrived in NYC, he began working with JazzReach, an NYC-based jazz education organization that



shares multi-media programs throughout the US. In 2010, he would produce his first CD as a leader with his Chicago-based band, Fitted Shards. South Side Story received much critical acclaim, including "Recording of the Year" by the Chicago Tribune. Next, in 2011, Ward formed Phonic Juggernaut, which features Damion Reid on drums and Joe Sanders on bass. Together, they recorded and released a CD on Thirsty Ear Recordings that same year. Also, in 2011, Ward composed and performed a commission from the Brazos Valley Symphony Orchestra for a concerto for jazz quartet and string orchestra. In 2012, Ward was selected as one of the two New Music USA Van Lier Fellows. In 2014, he received a commission/residency from the Jazz Gallery and premiered Capturing Sunlight, which was an hour-long work for septet

and included a short documentary by Diana Quinones Rivera. The Capturing Sunlight project was inspired by the life and work of Preston Jackson. In 2015, Ward teamed up with choreographer Onye Ozuzu to create Touch My Beloved's Thought, a musical response to Charles Mingus' Black Saint and the Sinner Lady. This project featured Ward's compositions for 10-piece band and choreography for 15 dancers. The live recording was released on Greenleaf Music in 2016.

Through the years, Ward has collaborated with another composer, sound designer, and performer, Caleb Willitz. First, they composed the film score for Beresford Bennett's film, Pinch, which was an official selection of the 2015 San Diego Black Film Festival. Second, Ward and Willitz released an electro-acoustic project, Gaps and Spaces: Synoptic Optiks. In 2019, Ward will release his 5th recording as a leader, Greg Ward presents Rogue Parade: Stomping Off From Greenwood, for Greenleaf Music.

71ST ANNUAL FALL IAEA CONFERENCE THE Q CENTER ST. CHARLES, ILLINOIS

SATURDAY KEYNOTE SPEAKER : FAHEEM MAJEED



FAHEEM MAJEED

Faheem Majeed is a builder – literally and metaphorically. A resident of the South Shore neighborhood in Chicago, Majeed often looks to the material makeup of his neighborhood and surrounding areas as an entry point into larger questions around civic-mindedness, community activism, and institutional critique. As part of his studio practice, the artist transforms materials such as particleboard, scrap metal and wood, and discarded signs and billboard

remnants, breathing new life into these often overlooked and devalued materials. His broader engagement with the arts also involves arts administration, curation, and community facilitation, all which feed into his larger practice. Majeed received his BFA from Howard University and his MFA from the University of Illinois at Chicago (UIC). He is a recipient of the Joan Mitchell Painters and Sculptors Grant (2015) and a Harpo Foundation Awardee (2016). From 2005-2011, Majeed served as Executive Director and Curator for the South Side Community Art Center (SSCAC) and from 2013–2015 he served as the associate director and faculty of UIC’s School of Art and Art History. In 2015, he co-founded the “Floating Museum” which blends creative place-making, activism and exhibition design to create temporary, site-responsive museum spaces to activate sites of cultural potential throughout Chicago’s neighborhoods. Currently, Majeed is a full-time, practicing artist and creates work in his South Shore studio.



Illinois Art
Education
Association



Remember:
No on-site registration.
You must register for the
conference prior to the
November 8 deadline.

Thursday - November 21, 2019

**SPECIAL
PRE-CONFERENCE
OFF-SITE WORKSHOP**
Thursday 2:00-4:00pm

**Farm and Fiber Field Day!**

Natasha Lehrer Lewis, *Esther's Place*
Esther's Place, 201 Galena St, Big Rock, IL 60511

Registration will be available on the early bird online registration form.

Join the magic of Esther's Place as you meet the sheep behind the art, create your very own needle felted pumpkin and enjoy hot apple cider and goodies. It's a very special chance to see the studio and farm and to be inspired by the wonderful world of fiber art!

Hands-On Workshop (120 minutes)

20 participants

Fee: \$25.00

Friday - November 22, 2019

Friday 6:30am-7:15am

**Kick Starting Your Day With Yoga**

Colleen Turner, *ACE Certified, Fitness Professional*

This class will be focused on using bands. You will use Resistance Bands to create a low impact muscle specific one hour workout that will tone, lengthen and strengthen. Appropriate for all fitness levels. TTM located in Naperville and is an Integrative Health and Fitness Center. The Turner Method is a patent protected system for evaluating clients with musculoskeletal complaints and prescribing treatment for existing or potential injury. Our facility uses state of the art training methods and the support of a Nutritional Therapy Practitioner, Licensed Soft Tissue Expert, certifies Life Coach and Exercise Specialists who work as a team to support our clients.

Fee: \$5.00

7:00am-12:00pm

Registration in the North Reception Hall

7:30am-11:00am

Morning Nourishment Hub

8:00am-9:00am

Welcome, Announcements, and Keynote Address

8:00am-12:30pm
2:30pm-5:30pm

Vendor Hall Hours

Friday 7:00am-7:45am

Gentle Yoga Practice

Becky Blaine, *Retired Art Educator*

with Irina Shulman and Bonnie Gillespie

This session incorporates the user-friendly "Gentle Yoga" practice. The session is open to everyone, and is appropriate for people who are new to yoga as well as those who have previously practiced yoga. The presenters are experienced yoga instructors, and they will lead participants through exercises that can be done on a floor mat or while seated on a chair. Participants should wear comfortable clothing and bring a floor mat if they wish to do the floor exercises. The instructors are donating their time, but participants are encouraged to make an optional donation to the AAUW Gender Equity Fund.

SESSIONS

Friday 9:15-10:00am

Beyond STEAM

Chris Sykora, *High School Art Educator, Deerfield High School*

Engaging learning communities in student-directed, collaborative, interdisciplinary, and compassionate education. This session focuses on student-directed STEAM curricula that encourages dialogue, inquiry, and interdisciplinary teaching that extends beyond the classroom to produce meaningful change. We will explore projects which illustrate how interactive, collaborative, and project-based learning shifts educational systems from teaching content in isolated silos towards developing skills in authentic, innovative processes that engage the community, promote leadership, and build compassion. Participants will learn how to guide students in large-scale projects that nurture collaboration, encourage divergent thinking, challenge assumptions, build design skills, and empower students as advocates of change. We will show participants how to move beyond training students for career paths toward innovative STEAM curricula that embrace natural processes promote positive futures for students.

Middle/High School/Higher Ed./Preservice/Museum

AP New Course Frame Work

Jerry Stefl, *Faculty Emeritus The School of the Art Institute of Chicago*

Investigating the new requirements for the AP Art and Design Portfolios in 2D, 3D and Drawing.

High School/Higher Ed./Preservice

SESSIONS**Friday 9:15-10:00am***(continued)***Somewhere over the... Kaleidocycle****Randy Craig**, *Junior High Art Educator*

This session will focus on how to introduce color theory and the basic color families with a fun sculptural twist. In this session we will examine the artwork and history of M.C. Escher specifically his use of the Kaleidocycle along with his designs and how color can be used to alter an image. We will focus on the incorporation of a theme and how it can be broken down and altered using primary, monochromatic, complimentary, analogous, and neutral color schemes. The lesson also focuses on components that embody the elements and principles of art in different ways for the project. We will discuss how the project can be taught independently or as a component of a collective unit. Participants will be shown student examples and will be provided with handouts and resources, and have a chance to make a Kaleidocycle to take with for the first few attendees.

Elementary/Middle**Getting Out There – How to Bring Your Art Program Into Your Community****Kelli Meserole**, *Middle School Art Educator, Sycamore Middle School*With **Katherine Katz**

This is a session that brings to light how our school district has successfully implemented a strategy to get our art program out into the community for advocacy and support. Through a number of community outreaches and pop-up art shows we have expanded our audience for our program from just our students and parents to all members of our community in the town of Sycamore, Illinois. Through this strategy, it provides us with stronger advocacy for the arts, more resources and the ability to get the support many art programs can lack. If you are curious as to how to grow your program, get financial support or need more help with advocacy, we can tell you what has been successful for us.

All**Introduction to Teaching Animation with Adobe Photoshop & After Effects****Luke Jenner**, *Art & Design Educator, JB Conant High School*

Luke is a visual art teacher at JB Conant High School with specialties in teaching digital media, video, and animation. In this lesson share session, he will demonstrate his favorite introductory animation lessons using Adobe Photoshop and Adobe After Effects.

Middle/High School**Pitfalls, Bumps, & Grounders: 2 years into PBG:)****Jilian Reints**, *High School Art Educator*

This session will be a candid look into my experience with our districts Proficiency Based Grading pilot. Ideas for assessment, how to enter and align assessments into electronic grade books that are not built for PBG, and walking students and parents through what feels like a huge shift. Overall, my experience has been good so if you have started PBG yourself and would like to bounce ideas around or if you have no idea where to begin, we can cover it all:)

All**Teaching with a Twist: Innovative Tweaks to Transform Your Traditional Lesson Plans****Matthew Milkowski**, *Art Educator, Kenwood Academy High School*With **Janet Taylor**

Do you value conventional art lessons, but tire of their stale, outdated qualities? Zap them back to life with innovative, contemporary, and engaging variants. This presentation will support teachers who appreciate the irreplaceable value of traditional art lessons, but struggle with the cliché, outdated, or disengaging qualities that sometimes accompany them. Attendees will walk away with concrete and adaptable ideas to transform conventional art projects into innovative and exciting contemporary variants. This presentation aims to facilitate a dialogue on balanced practice, and encourages teachers to embrace ways to find value and joy in all approaches, bridging pedagogical gaps along the way. More importantly, attendees will leave this session with a laundry list of electrifying lesson stems that can be implemented in the classroom as soon as they return from the conference.

Middle/High School**Elementary Carousel**

Come join three Elementary Art Educators as they present on three different topics that are focused on Elementary Art. A carousel is a great way to learn ideas, concepts, and information quickly. You will either rotate to different presenters or the presenters will share information and rotate the presentations for participants to be interactive and ask questions.

When Art and Engineering Collide**Dawn Zalkus**, *Secondary Art Educator, Batavia High School*With **Jennifer Melendez**

When Art and Engineering collide, magical things happen. During this presentation, we will share two different lessons that involve collaboration between high school art and engineering students. The first lesson highlights the creation of automaton, sculptures that move via a cog and crank, while the second features the construction of thrones made strictly of cardboard materials and hot glue, which can hold over 200lbs of weight. Both lessons include conceptual personalized learning. These projects engage and excite students while teaching real-world applications, and combine two worlds that seem quite different, yet are very much alike.

Middle and High School

SESSIONS**Friday 9:15-10:00am***(continued)***Classroom Management Skills for the Art Classroom**Cheryl Gold, *Art Educator*

With Karyl Silerzio, Margaret Koreman, Louise Grissinger, and Anne Becker

Veteran art educators will discuss art classroom management skills that will help pre-service art candidates during student teaching as well as art educators starting their careers.

Preservice, First Year Teachers**SESSIONS****Friday 10:15-11:00am****Transdigital Art: Transforming Art Experiences across Physical and Digital Spaces**Tricia Fuglestad, *K-5th Art Educator*

The transdigital approach to art education blends the creation of artwork across physical and digital spaces in transformative ways. See how a media-rich, hands-on program engages students in the classroom and beyond. This presentation will highlight key ways in which teachers can transform their educational practices by engaging students in learning through connecting physical and digital spaces while students create, connect, respond, and present transdigital artwork. See dozens of examples of transdigital lessons implemented in my K-5 art program with adaptations to fit your grade level or curricular goals. All 250+ of my STEAM art lessons, resources, student examples, and implementation notes are available on my blog indexed here: <https://www.smore.com/tgcne>

K-8**STEAM Curriculum Development: My Experiences**Ingrid Crepas, *STEAM Educator, Giles School NSD 80*

This session provides an overview of my insights and experiences in developing and coordinating a STEAM class offering for 5th, 6th, 7th, and 8th grades. Helpful ideas on organizing and collaborating, and finding authentic, valuable intersections between a variety of subjects.

All**A Change in Perspective**Kate Knutson, *Secondary Art Educator*

With Katy Hisrich

This workshop focuses on a mixed media project designed by a secondary art teacher and university professor in education, which was funded by a grant from the Teaching Tolerance foundation. It provides high school students with an opportunity to think critically about social issues and use mixed media to create a piece of art showing different perspectives. In this workshop we will discuss the steps taken to develop this project and how to implement it in your own classroom at various levels. Additionally this will provide tips on how teachers can obtain grants and collaborate with university professors.

All**Degenerate Art: Promoting the Importance of Art and Self Awareness Through a Historical Lens**Joanna Angelopoulos, *Elementary Visual Arts Educator, NBCT*

I will share my art unit, my students' art explorations and their artistic inquiries based on art noted as 'degenerate art', created and destroyed during World War II and presented at NAEA, Boston, my students' work, and the effect on their learning in a dynamic format. I will demonstrate how students' interest and appreciation for art history, World War II and 'Degenerate Art', promotes higher level thinking, motivates students' independent inquiry and emphasizes cultural connections of past and present art movements. Attendees will gain new knowledge and tools to promote student self awareness, effectively influencing their understanding of their world through a historical perspective and individualized art experiences. Emphasis will be placed on the importance of student reflection as a summative strategy, demonstrating students' overall cognitive growth. In the end, you will have the resources to replicate the unit and bring a new perspective to this time in history.

Middle/ High School/Higher Ed./Preservice**Book Cover Design Utilizing Accessible Power Point Graphic Features**Lisa Evans, *Teaching Associate*

Are your students aware of the graphic design options available in Power Point? I will discuss a graphic design unit that utilizes Power Point options to challenge students to create book cover options based upon one of their drawings. Power Point is an accessible piece of software that has been used by most high school students. But not everyone has explored how it can be used to create sophisticated graphics quite easily. By using Power Point as a design tool, students can quickly come up with multiple options exploring things such as font, font size, color, overlays, etc. This unit is a great eye opener for students, lots of fun, relatively easy to teach, and builds upon a traditional still life drawing assignment. I will provide lesson plans for the full unit and explain the process I've used with my students.

All**Looking at Museum Experiences via the Illinois Art Standards**Meg Bero, *Executive Director, Schingoethe Museum at Aurora University*

This workshop will investigate various museum experiences that relate to the Illinois Art Standards specifically Presenting Standards 4-5-6. The workshop will address a variety of possible curating ideas for art teachers to use in their classrooms.

Preservice, All

SESSIONS**Friday 10:15-11:00am***(continued)***Ready, Set, Go! Games for Feedback****Kerry Parrish**, *High School Visual Arts Educator, Crystal Lake Central*With **Aaron Cummins**

Attendees will learn about and interact with a variety of games that work to build student critical thinking, communication, and feedback skills. Peer feedback is a skill that is becoming critical to student success. We will discuss how to identify levels of feedback in order to get kids to level up. Teaching students games and strategies that guide their feedback and gives them ownership in the artistic process with a connection to the classroom community. This interactive presentation will give attendees the opportunity to practice and participate in these games. These games can be adapted to different skill level. Presenters will show multiple strategies and describe how they have been utilized in our classrooms. Strategies on how to meet the needs of all ability levels will be discussed, with a variety of tools showcased. These strategies are student-focused and build students ability to listen, question, offer strong peer feedback and act more like artists.

High School**AP: What is a Sustained Investigation****Jerry Stefl**, *Faculty Emeritus, The School of the Art Institute of Chicago*

Exploring how the sustained investigation gives students the permission to practice, experiment, and revise illustrated through ideas, materials and process.

High School/Higher Ed./Preservice**TICKETED WORKSHOPS****Friday 10:15am-12:15pm****Using a Vinyl Cutting Machine in the Art Room****Sheryl Schluenz**, *Elementary Art Educator*With **Liz Kegebein**

Learn how to utilize a Circuit or Silhouette vinyl cutting machine in the art room! We will share ideas on how to use it to label, organize, and for classroom management. We will also show you a great way to use vinyl as a tool for a screen printing lesson. You will even get to make a canvas tote to take home!

Hands-On Workshop (120 minutes)**20 participants****Fee: \$25.00****All****Needle-Felted Animals and Their Environments****Patricia Belleville**, *Eastern Illinois University Professor*With **Michaela Gomez**, **Lydia Hoffman**, and **Katie Baer**

A workshop dedicated to the learning and mastery of needle-felting techniques by creating a fantasy dictated animal, an animal of choice, and an environment for the animal of choice. This lesson can be tied in with science courses as students learn about the different categories of animals and their environments. Teachers can also plan with science teachers and community members to have a shepherd come in and explain how and where wool comes from.

Hands-On Workshop (120 minutes)**30 participants****Material Fee: \$15.00****All****Corrugated Cardboard + STEAM=Magic!****David Exner**, *Art Educator*

Discover a level of creativity and skills you never knew you had! Challenge yourself and your students to problem solve and explore new possibilities working with a humble, yet versatile material: corrugated cardboard! These 3D Art high school lessons have cross-curricular connections with an eco-friendly emphasis. They connect to a STEAM curriculum with a high correlation to Science, Math and Engineering. Workshop participants will get the opportunity to work hands on. They will be fully prepared to share these lessons with their students. All tools and materials will be provided. Get ready to make some magic.

Hands-On Workshop (120 minutes)**30 participants****Fee: \$15.00****High School**

TICKETED WORKSHOPS**Friday 10:15am-12:15pm***(continued)***Color Wheel Embroidery****Cheryl Prairie-Steber**, *Middle School Art Educator*

Have you ever wanted to learn how to embroider well this is the workshop for you. Embroidery has made a comeback with cute little images that one finds on Pinterest and in magazines. In this workshop you will learn a few simple embroidery stitches, how to use DMC floss, how to use an embroidery hoop, which fabric to use and what needles would be best for you and your students. Combine all that with all those learned stitches, you will come out of the workshop with the beginning of a color wheel. This project could be a different way to teach your students about the color wheel.

Hands-On Workshop (120 minutes)**25 participants****Fee: \$22.00****Middle/High School****Fun, Easy and Inexpensive Techniques to Creating Murals****Grahame Wilkin**, *Art Educator and Artist*

Teachers get "hands on" experience creating a mural on site. As the teachers create, all the different techniques used and ways to purchase inexpensive items will be shared. Teachers can easily transfer this to the classroom and community.

Hands-On Workshop (120 minutes)**20 participants****Fee: \$15.00****All****OFF-SITE****TICKETED WORKSHOP****Friday 10:30am-12:30pm****Media and Surface Exploration****Becky Blaine**, *Retired Art Educator***Fine Line Creative Arts Center**, *37W570 Bolcum Rd, St. Charles, IL 60175*

You will return to the Q Center after this workshop for lunch and more conference sessions and workshops.

Fine Line Creative Arts Center is only ten minutes away from the Q Center.

In this workshop, participants will explore a number of processes, tools and media to create surface treatments. Processes include mono printing, using resists and stencils, layering, mixed media and re-purposing materials. Processes and materials can be adapted for different grade levels and also incorporated into personal artwork. Supplies will be provided. This workshop will be offered at Fine Line Creative Arts Center in St. Charles (10 minutes from the Q Center). Participants will receive a map and will provide their own transportation.

Hands-On Workshop (120 minutes)**12 participants****Fee: \$15.00****All****SESSIONS****Friday 11:15am-12:00pm****Standards Based Grading in Art****Jon Grice**, *Director of Fine Arts at Adlai E. Stevenson High School*With **Katie Hyken** and **Maureen Connolly**

School districts are moving away from traditional grading systems and implementing Standards Based Grading. Learn how one high school embraced this approach and witnessed a positive impact on our students, instruction, and program alignment.

All**Fine Arts Fridays****Donna Davis**, *Middle School Art Educator, Still Middle School*

Ever wonder how you can incorporate Fine Artists into your curriculum without hearing students groan? Gone are the days of DBAE, memorizing dates and time periods or only learning about "old masters". In this session you will be introduced to a fun and engaging way to introduce students to a variety of artists and only take 5 minutes of time on Fridays.

K-12**Artist as Educator/Educator as Artist****Stacey Gross**, *IAEA Exhibitions Coordinator, High School Art Educator CUSD#4*

A panel of artist-educators will discuss the importance of maintaining a studio practice and its influence on their teaching. Educators from all grade levels will share strategies for balancing work/home/art making and exchange resources for exhibition opportunities.

All

SESSIONS

Friday 11:15am-12:00pm

(continued)

Artsonia. Good for Portfolios, Advocacy, Fundraising and More!Tiffany Rahn, *Artsonia*With Laura Starzec and Theresa Fontana, *Art Educators*

Attend this session to see how beneficial the Artsonia program is for educators, schools, and families. Experienced Artsonia teachers will explain why they first started using Artsonia and how it has become a main stay in their art programs. You will learn the basic features of Artsonia and which ones these teachers find most useful in their respective classrooms. In addition to the basic features, you'll be introduced to the two methods of uploading art. You'll understand that classroom mode gives students the lead role in photographing and publishing artwork, with the teacher giving final approval. Alternatively, the teacher can do all the uploading on his/her own. Other benefits of Artsonia will be identified, such as the online gift shop (fundraiser) and the various ways to communicate with parents and families through Artsonia. You'll leave with a good understanding of how Artsonia benefits art education and (hopefully) motivated to start building your own school gallery!

All

Bringing Art Learning to Life with Adobe Character AnimatorBrad Olson, *Instructor of Art Education, EIU*

Not only do students of all ages love to create their own animated videos, but teachers who animate their instructional materials, demonstrations, or lectures often find the material becomes much more engaging and easy for students to digest. Although animation processes are often time consuming and difficult, Adobe's Character Animator promises new possibilities for teachers who want to bring art learning to life. This presentation will cover how Character Animator eases animating by utilizing your computer's webcam and your own facial expressions and voice to animate custom characters. We will discuss specific examples of how this tool can be used teaching online, helping prepare instructional materials, and facilitating animated art experiences. By the end of this session, even the most technologically timid teacher will be equipped with the core competencies to start using Character Animator on their own.

All

Beyond The Sketchbook: Strategies for Creatively Documenting and Displaying the Artistic ProcessKerry Parrish, *High School Visual Arts Educator, Crystal Lake Central*

With Aaron Cummins and Judd Shutt

Attendee will learn about workflow and strategies that will focus on getting students to use QR codes, apps, videos, photography, websites, and use sketchbooks along with other non-technology methods, to showcase the learning alongside final artwork while on display. Showing the behind the scene view of the artwork with student commentary on the artistic process. Presenters will show multiple student samples, describe/model how they approach putting the growth process on display. Showcasing both technology driven and non-technology methods for teachers to use with students. These strategies can be expanded for all levels with varying degrees of technology resources. These strategies get students more actively engaged in their artistic learning process and get the school community and parents more aware of what goes on in the art room.

High School

Managing the Chaos: Organizational Strategies for a Choice-Based ClassroomMartine Fitzgerald, *Elementary Art Educator*

With Christine Grossmann

Is the idea of organizing a choice-based classroom overwhelming? It doesn't have to be! Organization is essential when maintaining supplies, tracking student progress, and storing student work. See how we manage the chaos of an elementary choice-based classroom, as we share our organizational tools and strategies. Leave with tips and tricks that allow you the freedom to focus on students rather than supplies.

Elementary

Middle School Carousel

Come join three Middle School Art Educators as they present on three different topics that are focused on Middle School Art. A carousel is a great way to learn ideas, concepts, and information quickly. You will either rotate to different presenters or the presenters will share information and rotate the presentations for participants to be interactive and ask questions.

AP: Raising the Score RangeJerry Stefl, *Faculty Emeritus The School of the Art Institute of Chicago*

Viewing student portfolios that illustrate middle scores, participants will brainstorm ideas on how to move the scores to a higher level in studio practice along in developing the essential questions being explored.

High School/Higher Ed./ Preservice

SESSIONS**Friday 11:15am-12:00pm***(continued)***Preservice Educators: Leading the Future of Art Education****Jessica Aulisio**, *Art Department Chair Schaumburg High School*With **Alice Brandenburg**

As you begin to chart your path in art education, you may not be aware of all the opportunities you have to lead in the field this early in your career. In this informal session, meet with NAEA Past Preservice Director, Jessica Aulisio to learn about opportunities to become a preservice leader in art education at the local, state, and national level. The future of our field is bright with Rockstars like YOU leading the way!

Preservice**Staggered Lunch Schedule**

We will stagger two lunch times to allow people who are in workshops to have time to come and eat and to make sure there is an even flow of people entering the luncheon space.

SESSIONS**Friday 1:00-1:45pm****Flying Creatures****Deyana Matt**, *Middle School Art Educator & Adjunct Professor*

Learn how to have your students make 3D Flying Creature sculptures that can hang indoors or outdoors using materials of your choosing. Flying Creatures can be created by artists of all ages so come find out the steps for how to make your own as well as receive Flying Creature lesson plans, videos, powerpoints, etc. This sculpture lesson was inspired by local Illinois Artist Erin Cramer who you will be able to contact to possibly have come in as a visiting artist to your classroom!

All**Intra-District Collaboration for Multiple Grade Levels****Dorothy Ramey**, *Art Instructor (Middle & High School), Stockton CUSD #206*With **Courtney Smith**

What do you do when you are the only art teacher in the district and have great, creative ideas you want to explore, but no one with whom to share them? Come and find out from two art teachers in neighboring districts who have collaborated on lessons and workshops to provide more opportunities for their students from elementary through high school levels. Lessons incorporated art with writing, cross-curricular elements, and collaboration with students and other teachers from both districts.

All**Cross-Curricular Connections Using Contemporary Art****Nick Hostert**, *Art Educator*With **Jiwon Chun** and **Scott Glass**

Learn how participants in the Museum of Contemporary Art Chicago's Teacher Institute 2019 used contemporary art to collaboratively produce student-led projects in art, english, and social science courses. Elementary and High School teachers from CPS and suburban schools will share their projects and experiences.

All**Creating a Design Firm: School Centered and Client Based Graphic Design****Jessica Aulisio**, *Art Department Chair Schaumburg High School*

Learn how to create a school centered graphic design curriculum that incorporates clients from within the school and around the community. You will walk away with the design brief, mood board template, email etiquette and assessment templates to help you begin. Then watch the students learn how to create and collaborate with the clients in an authentic way as they start to pour in!

High School**The Tale of Two Art Educators- Exploring the Benefits of a School Museum Partnership****Ashley Thicksten**, *6-12 Art Educator, River Bend School District*With **Laura Wreidt**

Come hear from both a classroom teacher and a museum educator about their collaborative relationship. We will discuss how this relationship benefits both parties and why it is so important to students. We will share our experiences and ideas about how you can connect with your local museum to enrich your students' art education experience.

Middle/High School**Facilitating Conceptual Installations****Erin Garrity-Duffey**, *High School Art Educator/Department Chair, James B. Conant High School*

Want your students to create large format, site-specific art focusing on artistic intention and response of the viewer? This presentation will focus on facilitating students in creating conceptually based installation work as individuals and in groups. Examples of student work, scaffolded activities, and resources for assessment/critique of installation work will be shared for entry level to advanced high school students.

High School

SESSIONS**Friday 1:00-1:45pm***(continued)***Student Teaching to First Year Transition****Ailysh Cooper**, *High School Art Educator, Oak Lawn Community High School*

This interactive presentation includes steps and advice on finding edTPA resources, student teaching success, and the transition to becoming a successful first-year teacher. This will include time for questions and a great opportunity for preservice educators to meet each other. Teachers of all experience levels are welcome!

Preservice**TICKETED WORKSHOPS****Friday 1:00-3:00pm****Scratchboard Storytelling****Patricia Belleville**, *Eastern Illinois University Professor*With **Abigail Perkins** and **Rebekah Hamersley**

This workshop is an in depth process of how to create scratchboard that will get used to create a story drawing on various cultural ideas that is personally relevant.

Hands-On Workshop (120 minutes)**25 participants****Fee: \$15.00****K-8****Multi-Technique Flower****Tim McPherson**, *Education Specialist, Mayco*

From trash to treasure! Join Mayco for an exciting hands-on ceramic workshop that incorporates cardboard tubes, an everyday item, with Mayco's most popular glazes, isopropyl alcohol, stamps, and silkscreen accents. This project includes multiple techniques in one to create abstract art on a fired ceramic tile using various shapes, forms, colors, and textures. You'll want to take this project back to the classroom because it's easy to set up, uses recycled materials, and it's fun for students of all ages!

Hands-On Workshop (120 minutes)**35 participants****Fee: \$10.00****All****Wet & Wooly Fiber Arts in your Classroom****Natasha Lehrer Lewis**, *Esther's Place*

Come learn about fun fiber arts to do with your classroom, or expand on your skills! We will be making one wet felted project and one needle felted project, covering skills for elementary to high school. See how easy, accessible, therapeutic and creative this art form can be.

Hands-On Workshop (120 minutes)**25 participants****Fee: \$15.00****All****Cha-Cha-Cha-Chia Pets.... Pinch Pots that Become Living Ceramic Sculptures****Gina Szulkowski**, *High School Art Educator, Steinmetz College Prep.*

If you missed out on the Chia Pet craze from the '80s and '90s, don't worry – it's never too late to build and make your own weirdly head-shaped thing with grass hair growing on top. We will be sculpting ceramic animals, deciding in what areas we would like the "hair" making them to the "chia pet" specifications and growing the seeds you can place on them. This is a beginning level clay project that I taught in my ceramics class and students in the botany club.

Hands-On Workshop (120 minutes)**30 participants****Fee: \$15.00****All****Printmaking: Collagraphy and Serigraphy****Carolyn Kendell**, *K-5 Art Educator, Hermes Elementary, East Aurora District 131*

This hands-on workshop will introduce inexpensive ways to delve further into the world of printmaking in the elementary art room. Participants will create a collagraph plate to go, as well as practice printing with pre-made plates. The demonstration will include a twist on collagraph printmaking by using registration, rotation and tints. The work shop will also touch on a simple and quick way to make silk screen prints. Participants will design a stencil, and then make some prints. Learn valuable tips for supply and classroom management during printmaking!

Hands-On Workshop (120 minutes)**25 participants****Fee: \$15.00****Elementary**

TICKETED WORKSHOPS

Friday 1:00-3:00pm

(continued)**Integrating Mindfulness and Visual Art**Molly Cohlma, *Teaching Artist, Mindfulness/Yoga Teacher*

What does "being mindful" mean? How can it improve the learning environment in the art room? Mindfulness is the simple awareness of the present moment. It means slowing down and paying attention. Providing students with tools to help them calm down naturally supports the art making process, and can inspire creativity. In this workshop, we will learn basic mindfulness/breathing techniques, which can be implemented in the classroom setting. Then we will look at ways in which mindfulness be integrated into the visual arts curriculum. For example, we might make an abstract painting in response to meditation, or a collage representing a peaceful place we'd like to go to. We can even integrate mindfulness into the study of elements and principles of art. Participants will develop an action plan for incorporating mindfulness into their classroom. If time permits, we will create a sculpture inspired by shape breathing.

Hands-On Workshop (120 minutes)**30 participants****Fee: \$15.00****All****OFF-SITE****TICKETED WORKSHOP**

Friday 1:30-3:30pm

**History and Ancient Teachings of Mandalas and How They Inspire You**Louise Grissinger, *Teaching Artist at Secondary and College Levels*

With Carol Cummins

Fine Line Creative Arts Center, 37W570 Bolcum Rd, St. Charles, IL 60175

You will return to the Q Center after this workshop for the evening Gala and more conference sessions and workshops. Fine Line Creative Arts Center is only ten minutes away from the Q Center.

For many centuries Mandalas have been used to connect the spirit with the world around us, offering symbols found in nature as subjects for contemplation and enlightenment. Travel through time and learn its history and how ancient civilizations use Mandalas as a tool to gain inner strength and appreciate the uniqueness of your experience in communities of today. Learning how to draw Mandalas enables us to acquire a sense of wonder at the greatness that exists all around and helps us discover the true inner self that connects us with the source of all inspiration. This is an exercise and philosophy that can be adapted for all ages. The workshop includes a journey through time, a demonstration, and a lesson plan with your personally drawn Mandala as an example. Come join the adventure!

Hands-On Workshop (120 minutes)**20 participants****Fee: \$15.00****All****SESSIONS**

Friday 2:00-2:45pm

Advocating Art in Elevators: New Resources and Skills for Art and Design EducatorsMichael Skura, *High School Art Educator, IAEA Advocacy Advisor*

With Chris Grodoski and Joshua Shearer

Join the IAEA Advocacy Advisor for the roll-out of new resources for art and design educators in Illinois. This session will provide a first look at new advocacy resources for IAEA members. Examples of successful statewide advocacy initiatives, along with proven best practices for developing an advocacy pitch, will be provided. Participants will receive a chance to cultivate and practice their advocacy elevator pitch in this vast and informative session.

All**Printmaking in the Elementary Art Room**Abby Jones, *Elementary Art Educator (K-5) for Sterling Public Schools*

Come get some new ideas for printmaking in the elementary art room. I will share a number of projects, methods, and materials that can be used in grades K-5.

Elementary**The Artistic Process: A Framework for Engaged Making**Justin Hart, *Visual Arts Faculty Loyola Academy*

With Keith Brown

The Artistic Process is a clearly defined framework for leading student artists through the often ambiguous and circuitous Process artist go through in producing work. This session will walk you through the Artistic Process, from Conceptualization, Sketch/Research to Making then to Critique and Reflection all of which are essential components to contemporary practice. We will talk about each stage in depth, explaining the development of this framework, how to use it and providing examples of what using this framework looks like for students and educators.

High School/Higher Ed./Preservice

SESSIONS**Friday 2:00-2:45pm***(continued)***Making It in the Middle****Lauren Nielsen**, *Middle-Level Art Educator, Edison Middle School*With **Theresa McGee**

Looking for a way to empower students through choice while structuring lessons with high-quality results? Join two middle-level art teachers as they share their favorite lessons and hands-on strategies for success. Learn how to incorporate graffiti-style stencils, cryptozoology, collaborative printmaking techniques, and collage into your classroom. Many lessons can be adapted for high school or upper elementary.

Middle**Easy Bulk Art Show Labels using Google Sheets and a Document Merge Add-On****Chad Gregory**, *Art Educator, DeKalb High School*With **Tricia Schumacher**, **Katherine Bend**, and **Samantha Butkus**

This workshop will show art teachers how to generate bulk art show tags/labels using data from a Google Sheet spreadsheet and a Google Slide template. Using a document merge add-on such as AutoCrat, it makes formatting hundreds of art show tags much more efficient. Once you have a prepared spreadsheet and a Slide Template, you can generate hundreds of unique editable art show labels in under 5 minutes, ready for printing and cutting. Knowledge of Google Sheets and Google Slides is recommended.

All**It's All About The Process: Presenting More Than The Final Product****Rich Stachon**, *Middle School Art Educator*

As art educators we talk about how the process of creating the work is as important or even more than the final product. Though when we present their artwork more often than not it's the final finished work that is only displayed. Join me as I discuss simple ways to incorporate process when showing your students artwork.

All**Exciting Pencil Art is Unpredictable****Kathi Hanson**, *General Pencil Co.*

Expressive pencil art is a collaboration of the expected and unexpected mark. When students learn to incorporate multiple drawing strategies with a design the results are a powerful visual. This session is all about the "unexpected mark", its importance and placement within a design. It can be achieved via pencil tip, grating pigment from the pencil core, the type of blending tool used, turning it into a liquid and stroking it on, burnishing pigment particles, introducing a resist in an area, and so much more! Demonstrations of each technique will be shown; implementation ideas shared; tutorial hand out included; and General Pencil product goodie bag given to each participant.

All**What Have We Learned From the edTPA?****Dr. Anne Becker**, *Art Educator*With **Dr. Kryssi Staikidis**, **Dr. Steven Ciampaglia**, and **Dr. Kelly Gross**

Perspectives from the three different institutions about what we have learned from our students taking the test these past few years, and how to best prepare new candidates. Areas discussed will be: academic language in the art room, assessment, concerns about how they address Task 3 and any other areas pre-service candidates might want to discuss plus Q/A.

Preservice, First Year Teachers**High School Carousel**

Come join three High School Art Educators as they present on three different topics that are focused on High School Art. A carousel is a great way to learn ideas, concepts, and information quickly. You will either rotate to different presenters or the presenters will share information and rotate the presentations for participants to be interactive and ask questions.

SESSIONS**Friday 3:15-4:00pm****Voices of High School Assessment****Richard Siegesmund**, *Professor, Northern Illinois University*With: **Nick Hostert, Laura Milas, Michael Skura, and Deborah Filbin**

This session will introduce contributing IAEA authors to the NAEA's forthcoming book on classroom assessment: "Authentic Assessment for Reflective Practice by High School Teachers and Students," co-edited by Richard Siegesmund and Cathy Smilan. The book captures the voice of real high school teachers and how they realize authentic assessment within the specific contexts in which each educator teach. This session will provide a preview of the overall book and allow individual authors to speak to their specific chapter. The book will be formally released at the NAEA national conference in 2020. This is an opportunity to celebrate IAEA's important contribution to this new publication of national significance.

High School/Higher Ed./ Preservice**Emojions: Exploring Student Identity Through Visual Culture, Contemporary Art and the EMOJI****Joanna Angelopoulos**, *Elementary Visual Arts Educator, NBCT*

Encourage your students' self-expression through a contemporary lens of visual culture and with the EMOJI. Presenter shares published lesson, its effect on students' social emotional learning and their world perception. I bring a contemporary approach to the concept of identity and social emotional learning, using contemporary visual culture, communication and self-expression. I will share my art unit designed and published for Scholastic Art Magazine, students' art explorations, artistic inquisitions and process, based on the Emoji as contemporary art form. Through examples and a powerpoint presentation, you will develop a better understanding of how her students' impressions of the impact of technology affected, effects and will affect their forms of self-expression. Scholastic Art resources, magazines and inspirations will be available for you!

Elementary/Middle School**Funding for Arts Education and Artists****Jerome Grand**, *Program Director, Illinois Arts Council Agency*

Would you like to bring an artist into your classroom to do a residency with your students? Or would you like to bring a group to your school to do a performance and a workshop? Or would you like to plan and implement a new or enhanced arts program in your district? Or would you like resources to expand your practice as an artist? This session will present different Illinois Arts Council Agency grant programs and resources that can help you achieve these goals: Arts and Foreign Language Education Grant Program (ISBE & IACA), StARTS (Short-term Artists Residencies), Individual Artists Support, and more.

All**I Can Scan! Using Photogrammetry to Make (Nearly) Any Item Digital****Nicholas Leonard**, *Instructor, Northern Illinois University*

Discover how to scan nearly any physical object to create a digital 3D object for free! This session will show you how to use Photogrammetry techniques to combine pictures taken with a cell phone camera to create a complete digital object. No special hardware or trial subscriptions needed! Multiple classroom uses and resources provided.

Middle/High School/Higher Ed./Preservice**Purposeful eLearning****Jennifer Wargin**, *High School Art Educator*With **Brian Clifton, Ailysh Cooper, and Jennifer Clark**

Can "real" learning occur when students are not at school, in the classroom, with other students and their teacher? Absolutely! For this session, attendees will participate in creating their own eLearning plan that is relevant, engaging, appropriate and motivating! Information from this session can be adapted for homework, snowdays, flipped lesson plans and more!

All**Creating a Studio Environment: How to Implement Choice to Develop an Artistic Culture****Janet Taylor**, *Art Educator, Naperville North High School*

Have you been considering a switch to Choice or TAB teaching methods in your classroom? Interested in developing a full studio environment for your students? Wondering how to actually make that shift effectively? In this session, a high school art teacher discusses their journey of trial and error navigating from teacher-directed projects to student-centered artwork through the development of a studio practice. Learn practical tips to juggling and embracing multiple media-specific courses and levels in one class period in order to foster a collaborative and engaging studio environment, cultivating a safe space for students to take risks, explore, and collaboratively engage in a meaningful art-making practice. Instructional framework will be provided, as well as student examples including formative practice, summative artwork, project proposals, reflective writing, collaborative critique, and refining for future work.

High School

TICKETED WORKSHOPS
Friday 3:30-4:30pm**Inflatable Art: An Adventure in Problem Solving & Collaboration***Laura Wittneben Tuft*, *Elementary Art Educator; Whittier & Longfellow Elementary, Wheaton, IL*

During this workshop, you will learn about inflatable art and explore an iterative process used to move from a small 12 inch piece to large 12 foot sculpture. This lesson has been completed with 5th graders, but would also be appropriate for the middle school classroom.

Hands-On Workshop (60 minutes)**20 participants****Fee: \$15.00****Elementary/Middle School****Next Level Art – Gamifying TAB with Google Slides***Kyle Woods*, *National Board Certified Art Teacher, Highlands Elementary*

Gamification and choice-based programs both have been proven to boost engagement and consequently lead to greater student achievement. We will focus on utilizing Google slides as an easy (and FREE!) way to create a game in which students choose their learning targets, they have links to supportive resources and a badge board to mark their progress and celebrate their achievements. Participants will have guided practice creating their own game and walk away with a resource they can utilize in their classroom. Participants should come with an iPad or laptop logged in to their Google account.

Hands-On Workshop (60 minutes)**30 participants****Fee: \$15.00****All****Chromebooks in the Art Room***Joan Mills*, *Art Educator***With Donna Davis**

Are you a one to one Chromebook school and wonder how to use them in your art curriculum? During this workshop see and use selected features of Chromebook's Google platform as an effective tool in the art classroom. Experience how to Integrate technology that enhances student learning and engagement. Participants should bring a laptop or similar to create an example and to explore some of the presentation links and features.

Hands-On Workshop (60 minutes)**25 participants****Fee: \$15.00****K-8****Monoprinting with Gelli Plates***Joshua Shearer*, *Elementary/Middle Level Art Educator, Anna District 37*

This hands on workshop will allow participants to experiment with Gelli Plates creating their own monoprints. Also, we will discuss classroom implementations and connections to the common core.

Hands-On Workshop (60 minutes)**20 participants****\$15.00****All****Symmetrical Art Deco Tiles***Diana Faris*, *AMACO/brent*

The Art Deco design movement of the early 20th Century provides rich imagery with which to teach and investigate symmetry. Typically characterized by simple designs and repetitive elements, Art Deco is often a representation of stylized floral and animal imagery. In this workshop we will utilize tracing techniques to create symmetrical designs and then transfer them to bisque-fired tiles. Low-fire glazes will then be applied in layers to achieve depth of color and crisp outlines. Hand-outs and reference resources will be provided.

Hands-On Workshop (60 minutes)**25 participants****Fee: \$10.00****All**

SESSIONS**Friday 4:15-5:00pm****Sketchbooks in the Elementary Art Classroom****Marion Beram, Art Educator**With **Sarah Mastalerz**

Use sketchbooks to generate ideas for larger scale work, as a collaborative tool, and to explore concepts and design in personal sketchbooks.

Elementary**Green is the Color of the Year****Kristen Peck, Art Educator**

Discover 10 ways to help make your art program be greener this year, including lesson plans, school-wide activities, reusing and recycling in the art room, and helpful partnering organizations that align your work with sustainable practices.

K-8**Creating an Art Sub Tub****Sheryl Schluenz, Elementary Art Educator**With **Liz Kegebein**

Nervous about leaving your art room in the hands of a total stranger?! In this session we will discuss what should be included in your Art Room Sub Binder. Stop making plans last minute by having easy to follow plans done ahead of time!

All**It's Graphic Design Time!****Deanna Sortino, Secondary Digital Art Educator**With **Alethea Busch**

Come see some of our most successful Graphic Design 1 projects and tutorials! We'll review everything from the pencil tool to the pen tool, composition, color theory, and typography! We'll show a ton of student examples and give you plenty of ideas for your introductory Graphic Design classes!

High School**20+ Ways to Create Self Portraits in 2020****Alicia York, Middle School Art Educator**

With the common subject of self portraits or "selfies," revitalize how your students create them! See 20 different projects and learn tricks, tips, or influences that inspire students to do their best when planning, creating, and refining their work.

All**Teaching with Contemporary Art****Judith Briggs, Associate Professor of Art Education, Illinois State University**With **Thomas Jackson, Mary Malone, Maddie Mitsdarffer, Alice Brandenburg, Madeline Luby,****Amorah Malzewski, and Branstarr O Sihanath**

While painter Deborah Zlotzky creates colorful geometric abstract systems, painter Jennifer Packer uses color to convey complex personal relationships. Photographer Erik Johansson digitally manipulates everyday images into surreal narratives. Jose Romussi alters photographs with embroidery thread to create psychological tension. Photographer Tawny Chatmon creates digital collage portraits to re-imagine racial assumptions. Graphic artists Susan Kare and Saul Bass created memorable icons and logos. These artists were the source of exciting lesson units taught to secondary school students in Central Illinois schools. Learn about the artists' work, receive digital lesson materials including PowerPoints, artist handouts, unit plans, and examples of student work. Presenters will share questions that stimulated student discussion, writing, and art making. Presenters will identify ways in which students can connect with contemporary artists' work to create new ways of thinking about the world.

Middle/High School/Higher Ed./Preservice/Museum

Saturday - November 23, 2019**Saturday 6:30-7:20am****HIT Workshop To Get Your Day Started!**

Michele has been a HIT and Bootcamp instructor for 2 years mostly working with Fit4Mom in Oswego. She enjoys offering fun, intense workouts with high energy and lots of options for all fitness levels! In this high intensity 50 minute workout, you will experience intensive interval training focusing on the entire body working cardio, body strength and core. This fun workout can be modified for all fitness levels and is a great way to reenergize and de-stress.

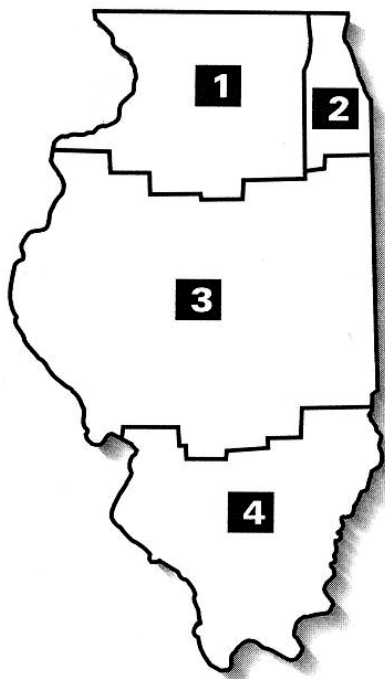
Fee: \$5.00

7:00am-12:00pm**Registration in the North Reception Hall****7:30am-11:00am****Morning Nourishment Hub****8:15am-9:15am****Welcome, Announcements, and Keynote Address****8:00am-12:00pm****Vendor Hall Hours****REGIONAL/COUNCIL MEETINGS****Saturday 7:15-8:00am****Conversations with Colleagues****(Central, NW, NE, Southern, Pre Service, IRAE)**

Meet with your Councils to share, network, and plan for the up and coming year.

Illinois Art Education Association

Regional Councils

**1. Northwest**

Boone, Bureau, Carroll, DeKalb, Grundy, Henry, JoDaviess, Kane, Kendall, LaSalle, Lee, Marshall, McHenry, Ogle, Putnam, Rock Island, Stark, Stephenson, Whiteside, Winnebago

2. Northeast

Cook, Dupage, Lake, Will

3. Central

Adams, Bond, Brown, Calhoun, Cass, Champaign, Christian, Clark, Coles, Cumberland, DeWeitt, Douglas, Edgar, Ford, Effingham, Fayette, Fulton, Greene, Hancock, Henderson, Iroquois, Jersey, Kankakee, Knox, Livingston, Logan, Macon, Macoupin, Mason, McDonough, McLean, Menard, Mercer, Montgomery, Morgan, Moultrie, Peoria, Pike, Piatt, Sangamon, Schuyler, Scott, Shelby, Tazewell, Vermillion, Warren, Woodford

4. South

Alexander, Clay, Clinton, Crawford, Edwards, Franklin, Gallatin, Hamilton, Hardin, Jackson, Jasper, Jefferson, Johnson, Lawrence, Marion, Madison, Massac, Monroe, Perry, Pope, Pulaski, Randolph, Richland, Saline, St. Clair, Union, Wabash, Wayne, Washington, White, Williamson

SESSIONS**Saturday 9:30-10:15am****Proficiency Scale Writing for Standards Based Grading****Jon Grice**, *Director of Fine Arts at Adlai E. Stevenson High School*With **Members of the Adlai E. Stevenson High School Visual Arts Team**

As a follow up workshop from the "Standards Based Grading in Art" presentation, we will provide strategies and tips for unpacking standards and writing quality proficiency scales. We will address the hierarchy of a rubric for a Standards Based Grading classroom that should include 1. Standard; 2. Skill; 3. Target; 4. Success Criteria. Time will be provided to create proficiency scales and revise our own rubrics.

All**Itsy Arts: Exploring Art with Ages 5 and Under****Peggy Finnegan-Boyes**, *Curator of Education*

Itsy Arts is a visual art program for children ages 5 and under, created by Illinois Art Station. Illinois Art Station arts educators teach Itsy Arts both in the community and in the classroom. Learn strategies for teaching our youngest artists that excite, inspire, and promote learning through sensory exploration, literacy and skill development.

Early Childhood/Elementary**Profound Art: Helping the Student to Understand Global Human Rights Issues Through Personal Life Challenges****Chuck Gniech**, *Associate Professor, Exhibition Curator*

The Art of Influence: Breaking Criminal Traditions is a fine art initiative, created to spotlight various human rights violations. Presented as a fine art exhibition utilizing approachable, non-offensive art objects, the show is a vehicle to acquaint the public with topics that are difficult to acknowledge. With beautiful imagery alluding to subjects like human trafficking, honor killing, and child marriage, the show's intent is to raise public consciousness.

Educational workshops have been produced to supplement the exhibition. These age-appropriate sessions navigate sensitive social justice content while addressing the student's personal life challenges. Conceptual imagery is explored, allowing the student to circumvent illustrative content and produce sophisticated work that implies the issues at hand. This session will detail a workshop presented at Deerfield High School in Jan '19, which ran concurrently with a version of the "Breaking Criminal Traditions" exhibition.

High School/Higher Ed./Preservice/Museum**gniknihT sdrawkcaB: part 2****Joanna Angelopoulos**, *Elementary Visual Arts Educator, NBCT*

Let's talk about igniting your curriculum! I will share my knowledge and expertise on building an exciting curriculum focused on the new Illinois Visual Arts Standards, in a continued discussion from Thinking Backwards: Part 1. Come and learn how simple shifts in mindset will open the doors to new art experiences for your students. I will offer resources, true experiences working with various school districts and the amazing successes. It's really amazing!

All**Leading an Innovative Culture****Joshua Hoering**, *Art & Design Educator, District 99*

What's the difference between innovation and invention? How does innovation lead to destruction? And, how do we know innovation when we see it? This session will focus on innovation and principles for creating and leading an innovative culture.

High School**Middle School Carousel**

Come join three Middle School Art Educators as they present on three different topics that are focused on Middle School Art. A carousel is a great way to learn ideas, concepts, and information quickly. You will either rotate to different presenters or the presenters will share information and rotate the presentations for participants to be interactive and ask questions.

Learning from Those Down Under**Judith Briggs**, *Associate Professor of Art Education, Illinois State University*With **Kelly Gross, Madeline Luby, Thomas Jackson, and Brittany Schloderback**

Nine Illinois State University art teacher candidates and two ISU art education faculty members traveled to Sydney, Australia for two weeks in the summer of 2019 to visit the art education departments of seven different schools, attend a state-wide student art exhibit, museum exhibitions, and galleries, view dissident Chinese art and the Vivid Sydney festival of lights, and trek in the Australian bush. ISU teacher candidates and faculty will share their candid impressions and what they've gained from their experiences. Learn how Australian students use visual process diaries to research and record ideas for art making, create bodies of work around big ideas, and investigate the concepts of contemporary artists. Enjoy curriculum that the Australian art educators have shared with us and understand how easily it links with the U.S. National Visual Arts Standards to bring a global perspective to the art classroom.

Middle/High School/Higher Ed./Preservice/Museum

SESSIONS**Saturday 9:30-10:15am***(continued)***Finding Fulfillment in Your First Years of Teaching****Jessica Aulisio**, *Art Department Chair Schaumburg High School*

NAEA Past Preservice Division Director, Jessica Aulisio speaks her path to education, leadership and career fulfillment. You will also receive a toolkit of resources to help plan what you can do while still in school and in your first two years of teaching to set yourself up for success in education.

Preservice/All**3D Art, Beyond Pottery****Dawn Zalkus**, *Secondary Art Educator, Batavia High School*

While pottery is lovely there is so much more you can do with 3D art. At Batavia High School our 3D art strand focuses on sculpture. Most of our projects are choice-based as we help students find the right materials to express their ideas and strengthen their artistic voice. This presentation and demonstration will highlight some of our sculptural projects, alternative ceramic surface decoration (both glazed and non-glaze additions), and sculpture techniques utilizing materials such as cardboard, paper, found objects, and metals. Examples from Art Fundamentals through AP Studio Art will be shown and you will leave with new ideas to help your students take their sculpture further.

High School**TICKETED WORKSHOPS****Saturday 9:30-11:30am****Pop Art Tennis Shoes****Jen Deaton**, *United Art & Education*

Learn about how tennis shoes have become an object of pop art, the trend of shoe painting and how Andy Warhol got his start drawing shoes. Using paper, you will then design and construct a paper tennis shoe and learn about how to take that technique back to your classroom and use it in a variety of different ways.

Hands-On Workshop (120 minutes)**35 participants****Fee: \$10.00****All****Intaglio Printmaking Techniques****Frank Bush**, *Secondary Art Educator*

This workshop presentation will share ideas and techniques that can be used with an intaglio printing press using Dry point, Solar plate and Collagraph etching plates. Solar plate is a light sensitized steel-backed polymer material used by artists as an alternative to hazardous printing techniques. This technique is valuable to learn intaglio printmaking processes in public schools who do not have the resources for traditional materials or facilities to accommodate acids for etching metal plates. Lessons can be adapted for multiple age levels. It is a simple, safe, and fast approach to etching and relief printing that does not use grounds, acids or solvents. The Solar Plate etching is exposed with UV light and developed with ordinary tap water. The Collagraph is a non-metal etching technique.

Hands-On Workshop (120 minutes)**20 participants****Fee: \$15.00****All****Papier-Mache Figures****Colleen Grigg**, *Elementary Art Educator***With Laurel Scigouski**

Learn a new technique for making three-dimensional human sculptures. This is a great way for students to learn about body proportion and movement as well as exploring papier-mache as a medium. Appropriate for grades 4-8.

Hands-On Workshop (120 minutes)**25 participants****Fee: \$15.00****Elementary/Middle School****Making Your Clay Lesson Count, Part 2****Alicia York**, *Middle School Art Educator*

As an extension of last year's presentation, making your Clay lesson count, come create a clay coil bowl to take back to your classroom as an example! Go through the steps involved preparing and creating a clay bowl made from coils. Still life observation, clay production, glazing, and placemat installation will be addressed with time.

Hands-On Workshop (120 minutes)**20 participants****Fee: \$15.00****K-8**

TICKETED WORKSHOPS**Saturday 9:30-11:30am***(continued)***Easy Screen Printing to Explore Gender, Identity, and Activism**Brad Olson, *Instructor of Art Education, EIU*

With Riley Snider

The topics of gender, identity, and activism are at the core of many works of contemporary art, and as a result it becomes important for art educators to create a productive and safe space around these issues for critical discussion. This presentation will share how three art educators from unique perspectives (one higher ed faculty, one pre-service teacher, and one museum educator) converged and co-developed an enriching and transformational arts experience for these students as they dealt with deep topics in the museum. Presenters will share our observations and insights gleaned from 10 workshop sessions in which students openly discussed the complicated issues of gender, identity, and activism evident in the artwork, and then will lead participants in the processes through which students collaborated to create their own easily screen printed textiles in response.

Hands-On Workshop (120 minutes)**20 participants****Fee: \$15.00****All****SESSIONS****Saturday 10:30-11:15am****Creating Collaboratively: Added Meat to Your Lessons While Meeting the Standards**Tricia Fuglestad, *K-5 Art Educator*

The national visual arts standards mention "collaborative" or "collaborate" at least 15 times. Finding ways to integrate collaboration into your lessons as students create, present, reflect, and make connections is easy. Teaching students to collaboratively participate in artistic endeavors helps them build social-emotional skills, deepens their understanding, sharpens their communication skills, and builds community within your classroom. See how my students have collaboratively created using legos, bots, spheros, iPads, and paint. Explore also our collaborative learning activities and strategies that actively engage students in presenting, reflecting and creating in the art room. Finally, learn about our solutions to who gets to "own" the art when creating collaboratively.

K-8**An Art Teacher's Guide to Going Green**Anne Blue-Siegler, *Elementary Art Educator*

Earn your eco-friendly art teacher badge with this extensive list of ideas on how to be more environmentally-conscious in your art teaching. Ideas will include organizational tips, supply choices and usage, curriculum decisions, projects, eco-friendly artists, and much more. Learn how to connect these ideas to character education. The presenter draws on years in a previous teaching position with a \$0 budget and how it still influences her teaching today. Ideas are adaptable to all age levels from pre-k through higher ed. This presenter has taught them all. Come ready to share your own ideas as well!

All**What's Wrong With This Picture**Cheryl Jefferson, *Executive Producer, The Art of Influence: Breaking Criminal Traditions/Author/Speaker*

With Richard Laurent

Picasso said art is a lie that tells the truth, but when leaders worldwide increasingly lie about the state of human rights, how do artists find and present that truth? How can you use censorship as an effective strategy for human rights art? Make social justice art preemptive rather than reactionary and help stop human rights violations before they begin? This workshop will answer these questions and more. Building on the ilaea 2018 keynote, pre-keynote, and break out sessions, What's Wrong With This Picture gives teachers/artists advanced tools for creating effective human rights art that can impact the classroom and the world.

High School/Higher Ed./Preservice/Museum**Holy Holograms Batman! Adding Augmented Reality Art To Your Utility Belt**Nicholas Leonard, *Instructor, Northern Illinois University*

Unlock the possibilities of hologram art! The \$15 Merge Cube can turn any 3D object into an augmented reality hologram you can hold, and that is just the beginning! What sets the Merge Cube apart from other options are all the unadvertised possibilities. By uploading personal 3D object files rather than presets and creating Merge Cubes at various sizes, the possibilities are endless! Create hologram earrings or hats, to life size sculptures and more all with a single Merge Cube!

High School/Higher Ed./Preservice**Math, Science and Technology in the Art Classroom**Marion Beram, *Art Educator*

With Sarah Mastalerz and Jody Simmons

Integrate math, science, and technology into your elementary art curriculum! Share ideas for integration and cross-curricular studies!

Elementary

SESSIONS**Saturday 10:30-11:15am***(continued)***Art Portfolios for College Admissions****Kaycee Filson**, *Assistant Director of Admissions at SAIC*

This presentation is geared towards High School Art Teachers and will focus on portfolio development for high school students, and how to help them assemble a strong visual art portfolio for college admissions. We will focus on what it means to put together a cohesive body of work, and how to properly document various kinds of art projects. We will also discuss various kinds of art portfolios ranging from 2d, 3d, to 4d. Examples of past scholarship winning portfolios will be looked at and discussed. We will also talk about writing artist statements and how that relates to portfolio development.

Middle/High School**Demystifying the Student Travel Experience****Greg Petecki**, *Secondary Art Educator*

Have you ever dreamed of travelling the world? Have you ever wanted to make your classroom art history presentations come alive? Have you ever wanted to be "that" teacher who made a difference in your students lives. Having experienced over 18 student trips abroad and having visited 46 different countries, let me help you live out your dream of making the world your classroom! In this presentation, I will demystify the experience of travelling aboard with students and lay out a comprehensive plan that not only allows you to travel with your students, but also pays you back for your hard work with additional opportunities of free travel. If you have an adventurous spirit that needs to be released, come check out this presentation. You will not regret it.

High School**SESSIONS****Saturday 11:30am-12:15pm****Exploring Sacred Spaces, Personal Landmarks, and Community Transitions through Outsider Art****Melissa Smith**, *Senior Manager of Learning, Intuit: The Center for Intuitive and Outsider Art*With **Jerry Stefl, Erin Lynch, Chrissy Gray-Rodriguez, and Meghan Rose McLaughlin**

Delve into curriculum developed by three Chicago Public School teachers during a museum-based professional development program centered on outsider art! Discover a lesson exploring the concept of sacred spaces, resulting in collaborative mixed media totem sculptures motivated by artists Wesley Willis, Scottie Wilson, and Mr. Imagination. Examine a lesson focused on the theme of personal landmarks, prompted by artist Aldobrando Piacenza, culminating in built wooden landmark structures. Investigate a lesson integrating visual art and music, inspired by artists Henry Darger, Joseph Yoakum and Adolf Wölfli, exploring community transition and resistance to marginalization, producing narrative visual works on paper and corresponding music compositions. Presenters will share insights on planning, implementation, resources, materials, techniques, and outcomes, as well as reflect on pedagogical impact. Leave ready to connect outsider art to your elementary or middle school classroom!

All**The Future of Professional Development in Illinois****Chris Grodoski**, *Illinois Art Education Association Vice President*With **Joshua Shearer, Jonathan Grice, and Nick Hostert**

The Illinois Art Education Association is conducting a statewide professional development needs survey. This survey, administered to K-12 art, design, and media educators, intends to uncover the learning needs of teachers and inform a statewide professional development agenda. Help shape the future of professional development in Illinois by reviewing early findings from the survey and contributing your ideas in an interactive session with the survey authors.

All**No Laughing Matter – A Crisis in Free Speech****Richard Laurent**, *Illustration, Columbia College-Chicago, Co-producer BCT, editorial cartoonist for Cartoon Movement*

The New York Times' recent decision to ban editorial cartoons took center stage in an ongoing debate among artists about fake news and free speech. Richard Laurent will discuss this event from the viewpoint of an editorial cartoonist and art educator. Editorial cartoonists (along with other visual artists) are sometimes the target of social media attacks. First Amendment rights are, of course, at stake here. So, in this climate of social media shaming, how do you, the art educators, inform your student artists about this issue in the classroom? Richard will share his insights as a Columbia College instructor and professional political cartoonist.

High School/Higher Ed./Preservice/Museum**Staying Power: Motivation and Longevity in the Classroom****Kathryn Parenti**, *Retired Art Educator*

What keeps you coming back to the art classroom? What intrinsic powers do you already have that you can access to keep the spark of teaching alive for you? Share stories and learn about simple techniques and approaches to teaching that you can use to stay alive and motivated during those tough times, and enhance your job satisfaction during the good times. Kathryn Parenti, recently retired from public school teaching after 35 years in the profession, will share guidance and help you to tap into the energy and methods you can use to enhance your career longevity and effectiveness, no matter what the circumstances of your job might be, or how many years you have been in the profession.

All

SESSIONS

Saturday 11:30am-12:15pm
(continued)

Social Justice and Art: A Cross-Curricular Art Exhibition

Heather Stanich, *Fine Arts Department Chair / High School Art Teacher*
With **Stephanie Krzeminski**

Viewers will learn about a cross-curricular student art exhibition based on Social Justice and Art. Takeaways include strategies for collaboration, planning, and how to lead students in a cross-curricular projects like Music and Art, Black Lives Matter, and Students for Peace, Art and War. Participants will be shown the lesson along with timeline and supplemental resources used. Learn how to take an idea and engage students' voices in the local and global community. Experience the Social Justice and Art cross curricular project created for higher level art, history, and creative writing. Through students' learning about history and what is social justice, participants will see how this project gives students a voice and gain insight between past and present.

High School

Developing Authentic Assessment

Carol-Lynn Comparetto, *Art Teacher, Champaign Central High School*
With **Ravyn Rodgers**

Assessment can be the most frustrating and challenging part of teaching. Developing authentic assessments can help ease this frustration by making students the driving force behind assessments. In this presentation, participants will learn about various self-assessment tools, how to use the Studio Habits of Mind to create assessments, and ways to encourage students to self assess. Participants are welcomed to bring their successful assessment tools.

All

High School Carousel

Come join three High School Art Educators as they present on three different topics that are focused on High School Art. A carousel is a great way to learn ideas, concepts, and information quickly. You will either rotate to different presenters or the presenters will share information and rotate the presentations for participants to be interactive and ask questions.

Staggered Lunch Schedule

We will stagger two lunch times to allow people who are in workshops to have time to come and eat and to make sure there is an even flow of people entering the luncheon space.

Saturday 1:00-3:00 p.m. IAEA Student Art Show and Reception

SESSIONS

Saturday 1:00-1:45pm

Creative Thinking Bootcamp

Chris Sykora, *High School Art Educator, Deerfield High School*

How purposefully do we teach creativity to our students? What exactly is creativity?

In this presentation / bootcamp participants will explore the nature of creativity from multiple points of view and processes for the high school classroom experience. Participants will also engage in a few collaborative and individual problem-solving and creative exercises used in the classroom to build practical and hands-on cognition for students. Have you ever had a student tell you that they couldn't complete a project because they weren't creative? This lesson is a response to that student. Creativity is considered a #1 skill needed for the current and future economy and is core to what art teachers develop in students. We will talk about Design Thinking, the neuroscience behind creativity, how collaboration is fundamental to human creativity, and more, while using resources such as the Everything is a Remix videos, Shots of Awe, Dictionary of Obscure Sorrows, and more.

All

Art Education for All

Joshua Shearer, *Elementary/Middle Level Art Educator, Anna District 37*

With **Jody Paulson**, **Lincoln Brasel**, and **Michael Berry**

This presentation will examine our group's grass roots efforts to restart visual arts programs in two of the poorest districts in our state. Also we will share upcoming events planned to raise awareness. Finally we will discuss ways to bring our small success to every district across the state!

All

Digital Design for Teachers and Students

Suzanne Farr, *Art Teacher, Kaneland Harter Middle School*

In this presentation, I will go introduce Adobe Illustrator and Adobe Photoshop. This presentation is for those teachers who are perhaps wary of taking on this media at your school. Those with experience are also welcome, because we can learn from each other. Art teachers are asked to teach all media, and sometimes we need some help that is affordable and encouraging. If you find online tutorials hard to follow, it isn't just you! Many tutorials go too fast, skip steps and don't repeat. In my tutorial, I will show you how to get started in these programs live on your screen at home.

All

SESSIONS**Saturday 1:00-1:45pm***(continued)***Data, Assessment, and Your Performance Evaluation: What Every Art and Design Teacher Should Know****Deborah Filbin**, *High School Art Teacher/Doctoral Candidate*

Illinois educational policy requires teachers to provide student growth and assessment data as part of their performance evaluation. Current research will provide some best-practice strategies to assist art and design teachers to meet expectations. This session will share findings from a mixed methods study that was conducted across the state of Illinois from 2018 to 2019 about the types of assessments practicing high school art teachers were actually using in their classrooms, what kinds of standards they aligned to, and what types of assessments their administrator instructed them to use in their classroom. Examples of how student performance data can be communicated effectively for teacher evaluations will be shared. Information will be shared about ways teachers can communicate effectively with administrators, meet professional requirements, and implement assessments that are appropriate to visual art and design education.

Middle/High School**Teaching Conceptualism: How To Get Students Making Art About Their Own Ideas****Justin Hart**, *Visual Arts Faculty Loyola Academy*With **Keith Brown**

This session looks at an essential component of the artistic process, that is conceptualization or the phase of art making where students come up with the questions and ideas that their work is about. We will look at how conceptualization fits into the artistic process, how students come up with ideas, how to foster idea generation with a conceptual tool box, how to develop questions for research and how to get students to vet the idea or question for "goodness" and how to actionable begin researching / sketching the idea. We will, share our experiences working this way, how it has increased student voice and engagement, we will provide samples of what this looks like for students and teachers and several resources to get an art educator up on teaching conceptualism in their studio classes.

High School/Higher Ed./Preservice/Museum**"But What About the Art Show?" – Finished Art Work and Artistic Reflection in a TAB Room****Corinne Creswell**, *Art Educator*With **Katherine Chung**

Art shows are a fundamental part of a visual arts program - and TAB programs are no different! A common misconception of TAB is that students don't produce "finished" artwork that is "art-show ready". Our presentation clears up misconceptions about what artwork for display and artistic reflections look like in a TAB room.

We will talk about:

- Our processes of helping students produce show-worthy artwork and reflections
- How student reflection is an integral part of TAB and works in tandem with displaying artwork for parents and school communities
- How TAB works with national and state standards (Presenting)

This session will be informative to those new to or curious about TAB, and helpful for those who teach on the choice continuum.

K-8**Make the IAEA Yours!****Nick Hostert**, *High School Art Educator, IAEA President*

What do you want from the IAEA? How can we better serve you? What skills and talents can you lend to improve art education in Illinois? The expertise and leadership of our Illinois art educators drives this organization. Our mission is guided by the interests and passions of our membership and the people we serve. Come make your voice heard in this open discussion with the IAEA President and leadership team.

All**Cardboard Design Challenge****Erin Lynch**, *Visual Arts and Design Teacher*

Would you like to expose your students to design thinking but don't know where to begin? Learn how one teacher used the International Baccalaureate Middle Years Program design cycle to help students become product engineers, entrepreneurs and eco-conscious. Students studied the impact of cardboard on the environment and used their research to challenge themselves to create sustainable products made of 75% cardboard to sell to chosen target audiences within their school community. Students had to develop multiple design briefs, create a product, test the product and evaluate its effectiveness. This unit is easily adaptable to most school types and is cost effective for those on tight budgets. Participants will be introduced to the lesson and receive all presentations and handouts in an editable format for ease in adapting for use in their school community. Participants will also experiment with cutting tools and adhesives useful to implementing this unit.

Middle/High School

TICKETED WORKSHOPS
Saturday 1:00-3:00 p.m.**Art Programs that Bring the Community Together****David Smith**, *Owner, Smith Studio and Gallery*

As a retired art educator David Smith works within the community to bring unique art opportunities to the public. At the Smith Studio and Gallery the children's art classes are also the art offerings of the community's Park District. This workshop's discussion will evolve around how public school art programs and alternative art programs within the community can work together to build an "All For Arts" community vision. This vision creates an environment in which all the arts (music, drama, dance and visual art) can informally meet to create a better understanding of how the arts are meeting the needs of the whole community ...preschool through retirement homes. Participants need to come for an open discussion ...and READY TO CREATE! David will share his mastery of the art of paper mache. Participants will discuss art within their communities while also making their own unique sculpture in the shortened version David has created to fit the time schedule of the Park District.

Hands-On Workshop (120 minutes)**20 participants****Fee: \$15.00****All****Monster Mugs, Creating with Clay!****Debra Cleary**, *Junior High and High School Art Educator*

Purpose of this presentation is to share a clay lesson that participants will be able to take back to their classroom and teach to their students. Participants will look at historical examples of face jugs, learn about the monster mug making progress step by step, and create a monster mug of their own that they can take home.

Hands-On Workshop (120 minutes)**30 participants****Fee: \$15.00****Middle/High School****Nightscape Silhouette****Patricia Belleville**, *Eastern Illinois University Professor*With **Ashley Boonstra**, **Lily Leopardo**, and **Mel'Linda Cole**

In this workshop, participants will be presented with the Nightscape Silhouette lesson. In this lesson we will go over topics including light pollution, types of clouds, the Northern Lights, night skies, and landscapes as we reference the artwork of multiple artists (Georgia O'Keefe, Vincent VanGogh, Janet Echelman, and Mikael Owunna). We will discuss individual's ideas of the ideal location to view the night sky, then participants will create their own Nightscape Silhouette using their own traced silhouette as a base for the project. Each piece will be unique to the individual, but they will all include techniques with torn paper stencils, chalk pastels, and colored pencils.

Hands-On Workshop (120 Minutes)**25 participants****Fee: \$15.00****Elementary****Designing Creative Solutions: Art and Engineering in BioMedicine****Michelle Wielgosz**, *Art Educator*

Participants will learn how engineering principles and the design process can improve challenges faced by the human body. Through research, analysis, and hands-on activities learn how you can create lessons that have students design solutions, build, test and evaluate models, and practice communicating scientific information to their peers. Apply real-world research and scientific inquiry to gain the art skills necessary to be successful in higher level courses.

Hands-On Workshop (120 minutes)**25 participants****Fee: \$15.00****Middle/High School****Mindfulness and SEL: Staying Present for Better Teaching and Learning****Lauren Beversdorf**, *K-8 Spanish Teacher, STEAM Facilitator, E-YRT Yoga Instructor*

As educators, introducing mindfulness into our own lives and the lives of our students is perhaps the greatest gift we can offer ourselves. Mindfulness builds emotional intelligence, boosts happiness, increases curiosity and engagement, reduces stress and anxiety, and helps kids (and adults) focus, learn, and make better choices. This session on bringing mindfulness to yourself first, then to students, will share proven practices and how to integrate these practices into your classroom and schools. You will examine the research behind mindfulness in education and its effect on learning and emotions. Discover ways to incorporate mindfulness into a broad range of activities, using technology, movement, music, games, writing, art, and more. Participants will receive a mindful journal, participate in some mindful activities, engage in discussions with other participants after watching short video clips as well as self-reflections in their journals.

Hands-On Workshop (120 minutes)**35 participants****\$15.00****All**

SESSIONS**Saturday 2:00 -2:45pm****Art Class Logistics****Denise Johnson, Elementary Art Educator**With **Martha Romero, Katie Roberts, and Marisa Dion**

We are an art team of 10 teachers in the district. Some of our professionals have been teaching for 15 plus years while others are first year teachers. We work in the Joliet 86 school district and teach with a very unique schedule. We will share some of our helpful tips about handling supplies, painting on a cart and some classroom management insights. We presented through IAEA Webinar on 4/10/19 this topic.

Elementary**Social Emotional Learning Focused Artistic Processes****Jennifer Wargin, High School Art Educator**

Come learn how to explicitly promote and assess Social Emotional Learning (SEL) with your students through art. This curriculum is designed to connect the 4 artistic processes as defined through the Illinois Arts Learning Standards with SEL Core Competencies:

- Self-Awareness – Connecting
- Self-Management – Creating
- Social Awareness – Presenting
- Relationship Skills – Creating
- Responsible Decision-making – Responding

You will leave with example lesson plans and an understanding of how combining social emotional learning and artistic processes develops our students artistic literacy. This proactive artistic wellness curriculum engages students in an art program that is sustainable, essential, and is sure to build a lifelong connection to art and culture.

All**Fostering Art Appreciation in a Choice-Based Classroom****Christine Grossmann, Elementary Art Educator**With **Martine Fitzgerald**

Are you looking for a new way to introduce artists and art history? We will share how integrating work from both current and historical artists play an important role in our choice-based classrooms. Find out which "Artist of the Month" our elementary students loved learning about. Take away new ideas, resources, and inspiration to adapt and use in your classroom.

K-8**Making the Switch: Visual Art to Art + Design****Matt Winkelman, Art and Design Educator**With **Kristen LaJeunesse-Roach**

Follow one high school team's journey from a traditional Visual Art Department to an Art + Design Department. Learn how they have incorporated Design Thinking and the Design Process into their courses, their program and their overall mindset. See how they are leading the charge in their district in the move from STEM to STEAM and helping other teachers understand and incorporate these skills into their classes.

High School**2018 Award Winner Showcase****Chris Grodoski, IAEA Vice President/Art Educator**

The 2018 Award Winners will have the opportunity to share exemplary practices and share the wonderful things that have been happening in their classroom. Please come celebrate the achievements of our award winners.

All**Student Voices & Zines****Kathleen Tieri Ton, Graphic Arts Teacher, Batavia High School**With **Aimee Miller**

Zines are a form of literary and visual art publications that come with a rich history and culture all their own. Traditionally self-published with low cost materials, they make a perfect form to support student voice and expression, while also addressing professional layout and design skills and techniques. I will share the various ways I have taught zine making in my advanced graphic arts class, how we built a zine library in our high school library, how it's being used by other students and teachers in our school, and resources for how you can implement with your students. This presentation will focus on high school, but ideas can be easily altered for younger students.

High School**Elementary Carousel**

Come join three Elementary Art Educators as they present on three different topics that are focused on Elementary Art. A carousel is a great way to learn ideas, concepts, and information quickly. You will either rotate to different presenters or the presenters will share information and rotate the presentations for participants to be interactive and ask questions.

SESSIONS**Saturday 3:15-4:00pm****My Year of “No”: An Art Teacher’s Journey to Prioritize, Reflect, and Redirect****Heather Shore**, *Department Chair, Rock Falls High School*

We’ve all heard the statistics about the high number of teachers who quit within their first five years of teaching; but what about those of us who stick it out only to find ourselves mid-career, unhappy, over-stressed and left feeling as if its too late to do anything about it. After 20 years in education and with 15 left to go before retirement, one teacher finds herself feeling as if she is “stuck.” In this very candid session, teacher and department chair Heather Shore will share her journey of trying to refocus and re-energize her career. She will share resources, stories and tips with her fellow art educators looking to put the joy back into their Monday mornings.

All**Theo Jansen Strandbeest Project Inspiration****Jenny Raia**, *Elementary Art Teacher, Longfellow School Oak Park*With **Kim Jones**

We will share two different projects inspired by Dutch artist, Theo Jansen’s Strandbeest kinetic sculptures. Participants will learn the context in which the original work was created and ways to incorporate the concept of purpose built environmental art into the art room. One approach uses iPad and a green screen technology, the other printmaking and chalk pastels.

K-8**Choice vs. Traditional****Rebecca Hubbs**, *Art Teacher Wredling Middle School*

Have you ever wondered how you could possibly give up control of your classroom and still stay sane? I’d like to share my journey from teaching a traditional art program to full choice. It really reinvigorated my teaching style and challenged me as well.

K-8**Cross-Curricular Cupcake Wars****Judy Krueger**, *Johnsburg High School, Art Educator*

You set the theme and the flavors, your students participate in the war! The Foundations of Art students, foods, journalism and photography students at Johnsburg High School team up to put on this annual Cupcake Wars event. Foods students develop cupcakes, Foundations students build displays for the cupcakes, photography students create magazine covers with their photos of the cupcakes and journalism students advertise, report on and judge the contest. Small groups work together to create cupcakes and displays. There also is a public vote by students and staff members. Students receive ribbons and medals if they win one of the top 3 places. Previous themes have included, “Around the World,” “Childrens’ Books,” and “Family Game Night.” Students reflect on their achievements after completion. Everything you need to prepare for this event will be shared with you!

High School**Visualizing Classroom Assessment****Richard Sigesmund**, *Professor, Northern Illinois University*With **Danielle Sheppard**

This session will discuss how visualizing classroom assessment facilitates teaching, learning, research and most importantly, dialogue. It will delve into the specifics of the research and data collection that is then used to create visualizations to enable more complex assessment than simply reading the data alone, as well as the need to know information on the basic software requirements and how-to’s. Beyond simply visualizing classroom data, the skill set of creating infographics can be implemented into the classroom in the form of student projects where they practice research of social and cultural issues important to them while creating infographics using important software such as Adobe Illustrator or the comparable freeware Inkscape. The collection of classroom data incorporated into infographics allows for new insights into the day to day occurrences that may not be otherwise identifiable, creating communication possibilities with students, administrators, and parents.

High School/Higher Ed./Preservice**Beyond Buzzwords: Diversity, Inclusion, and Equity in an Art Classroom****Lindsay Johnson**, *Middle School Art Educator*

More than ever before, schools are committing to design inclusive spaces and experiences that value diversity and allow all students opportunities to succeed. While school boards and administrators discuss these values, real transformation happens in the classroom, directly with students. Learn from one classroom teacher’s journey, both successes and shortcomings, in updating a middle school visual arts program to honor our district’s walk towards excellence for all. Participants will leave with ideas and practical applications to review and refine their own instructional practices and classroom environment.

Middle School

TICKETED WORKSHOPS
Saturday 3:15-4:15pm**Creative Games/Brain Breaks**Donna Davis, *Middle School Art Educator, Still Middle School*

How do you get your students to think creatively? How can you teach students to come up with original ideas for their artwork? In this hands on workshop participants will engage in several activities, games, and brain breaks that are meant to spark creativity while engaging all levels of students in a fun "sometimes" competitive way.

Hands-on Workshop (60 minutes)

25 participants

Fee: \$15.00

Middle/High School

**Exploring How to Use Gelli Plates with Special Needs Students**Eryn Blaser, *Elementary/Middle Level Art Educator, District 135*

During this hands-on workshop, participants will be able to experiment with Gelli Plates. Participants will learn different techniques and usage of other tools with the Gelli to create opportunities for a wide variety of possible results. A focus on how Gelli plates can be used in successful ways with Special Needs students to allow in multiple ways to be creative, work on fine-motor skills, and have several results with a wide variety of projects and outcomes.

Hands-On Workshop (60 minutes)

20 participants

\$10.00

All

**Building Emotional Literacy Through Art**Camille Strode, *Elementary/Middle School Art Educator*

Come explore how Social Emotional Learning (SEL) is a part of the artistic process! Participants will engage in a workshop surrounding an art and social-emotional learning unit that focuses on building our learners' emotional literacy as a proactive approach to addressing trauma in the classroom. Taking a look at Robert Plutchik's wheel of emotions, combining color theory, exploring visual representations, and conceptual art, learners will begin to understand how to label and express their emotions accurately. Building learners' emotional literacy and supporting opportunities to share/express these emotions in a safe way helps our learners regulate and gain control over their emotions which is an important life skill. Participants will create classroom samples as they learn and experience this unit that was created for elementary students but can easily be adapted for middle school students.

Hands-On Workshop (60 minutes)

20 participants

\$15.00 fee

K-8

**SESSIONS**

Saturday 4:15-5:00pm

Art Education VS. Art TherapyAngela Robinson, *Art Therapist and Art Educator*

We've all heard the statistics about the high number of teachers who quit within their first five years of teaching; but what about those of us who stick it out only to find ourselves mid-career, unhappy, over-stressed and left feeling as if its too late to do anything about it. After 20 years in education and with 15 left to go before retirement, one teacher finds herself feeling as if she is "stuck." In this very candid session, teacher and department chair Heather Shore will share her journey of trying to refocus and re-energize her career. She will share resources, stories and tips with her fellow art educators looking to put the joy back into their Monday mornings.

All

Eliminating Busy Work: Making Learning Matter using Portfolios at the High School LevelLisa Stisser, *High School Art Educator*



Have you ever given an assignment that lacked engagement just so you could buy a little more time to assess previous projects? ... only to find that then your grading doubled? ... only to realize that you were still left the dilemma of what project would be next? This process exhausted me and disengaged many students during my first decade of teaching. I would like to share with you what has been working for me as I strive to create an environment of authentic learning. My multigrade, multilevel high schoolers work toward each student's individualized artistic vision through goal-setting, tracking "production," and writing critically about their artworks. I will share student work and provide examples of my scoring system, which utilizes self-assessment, writing rubrics, and a semi-formal portfolio review.

High School

The Art of ScienceKelly Gross, *Assistant Professor Art Education Illinois State University*

How do artists and science interact? Bio-artists, artists who incorporate technology, eco-artists, and ceramicists all incorporate aspects of science as integral parts of art-making. This presentation examines the intersection of art and science. Work from an unexpected site, Fermilab, "America's particle physics and accelerator laboratory," will be presented. Each year Fermilab, in Batavia IL, hosts an artist in residence. In addition, the laboratory maintains an art gallery and sculptures throughout the site. Teachers will learn about different types of artists that they could incorporate as part of lessons in k-12 schools. Specific artworks will be presented. Lesson plan ideas will be discussed.

K-8



IAEA Board of Directors

IAEA MISSION STATEMENT

Whereas, Art plays a significant and vital role in our culture, economy and the education of our children, it is the mission of the Illinois Art Education Association to provide leadership for the advancement of excellence in art education.

- Providing support, direction and advocacy for quality art education
- Providing professional development for the pursuit of knowledge, skills and content in the making and teaching of art
- Encouraging innovation, research and reform
- Networking within the arts and with other organizations
- Encouraging membership, leadership and efficiency of the organization's operation

Board of Directors:

President

Nick Hostert
IAEApresident@ilaea.org

Past President

Theresa McGee
PastPresident@ilaea.org

State Vice President

Chris Grodoski
VicePresident@ilaea.org

State Secretary

Jeanett Thompson
Secretary@ilaea.org

Treasurer/ Business Manager

Joanna Angelopoulos
BusinessManager@ilaea.org

Council Vice Presidents:

NE Council

Gina Szulkowski
NortheastVP@ilaea.org

NW Council

Rebecca Hubbs
NorthwestVP@ilaea.org

Central Council

Carol-Lynn Comparetto
CentralVP@ilaea.org

South Council

Josh Shearer
SouthernVP@ilaea.org

Council Events Coordinators:

NE Council

Patricia Novickas
NEevents@ilaea.org

NW Council

Donna Davis
NWevents@ilaea.org

Central Council

Emma Long-Ingram
CentralEvents@ilaea.org

South Council

Jeremy Crawford
SouthEvents@ilaea.org

Council Communication Coordinators:

NE Council

Ingrid Crepas
NEsecretary@ilaea.org

NW Council

Michael Skura
NWsecretary@ilaea.org

Central Council

Karen Schaschwary Brinker
CentralSecretary@ilaea.org

Southern Council

Emily Pokojski
SouthernSecretary@ilaea.org

State Coordinators:

Membership Coordinator

MacKenzie Powell
Membership@ilaea.org

IRAE Chair

Anne Becker
IRAE@ilaea.org

Pre-Service Student Advisor

Ailysh Cooper
StudentAdvisor@ilaea.org

Museum Liaison

John Lustig
Museums@ilaea.org

Student Art Show Coordinator

Susan Tiemstra
StudentShow@ilaea.org

Youth Art Month Coordinator

Tricia Frost
YouthArt@ilaea.org

Advocacy Advisor

Michael Skura
Advocacy@ilaea.org

CPS Liaison

Erin Lynch
cps@ilaea.org

Exhibitions Coordinator

Stacey Gross
Exhibitions@ilaea.org

Professional Development Coordinator

Joan Mills
ProDev@ilaea.org

Webinar Coordinator

Theresa McGee
webinar@ilaea.org

MOSAIC Editors

Jennifer Wargin
Kerry Parrish
MOSAIC@ilaea.org

Electronic Editor/ Webmaster

Theresa McGee
Website@ilaea.org

Publications

Laura Milas
Publications@ilaea.org

Instagram

Suzanne Farr
instagram@ilaea.org

Graphics

Suzanne Farr
graphics@ilaea.org

Poster Coordinator

Heidi O'Hanley
Posters@ilaea.org

Conference Coordinators

Eryn Blaser
Melissa Righter
Conference@ilaea.org

Advertising/ Vendors Coordinator

Heather Kostal
Vendors@ilaea.org

Conference Proposals

Eryn Blaser
Proposals@ilaea.org

Conference Registrar

Melissa Righter
Registrar@ilaea.org

Members who are interested in becoming more involved in professional association affairs should contact their Regional Vice President.

